



Alan Stankaitis
April 4, 2024

Zelis Network360[®] Analytics Suite Competitive Dashboard Report Delta Dental Plan Association N360

Networks	All project networks
Counts	Provider Locations
Sort Order	Network size
Showing	Confirmed
Specialty Mapping	Delta Dental Specialty Group

CONDITIONS OF USE

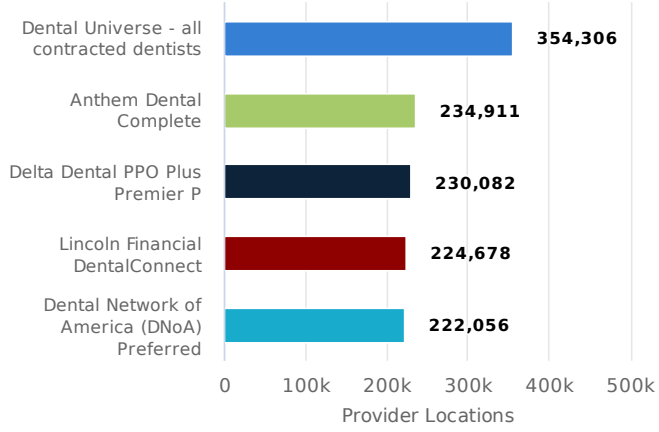
This website and the data and/or information generated or copied from this website are considered confidential and proprietary. It is intended for use by Delta Dental Association only, and may contain material that is privileged or protected from disclosure under applicable law. Such information is based upon certain publicly available information and may not accurately represent the current provider directory, drug formularies or currently available network for plans displayed. It is offered for analytical and general discussion purposes only. Furthermore, information about any health care provider or covered drug contained in this document is only as valid as its published source. Health care providers practice at many locations and can change network affiliations often; always verify the accuracy of this information with the health care provider directly.

Zelis and Delta Dental Association (collectively "Publisher") make no warranties or representations as to the accuracy or completeness of the information or its appropriateness for any particular purpose, and are not responsible or liable for any claim, loss or damage resulting from its use or reliance upon such information. Publisher and their subsidiary and affiliate companies are not responsible for errors or omissions in this report. If you are not the intended recipient or the individual responsible for delivering to the intended recipient, please (1) be advised that any use, dissemination, forwarding, or copying of this document is strictly prohibited and (2) destroy this document immediately.

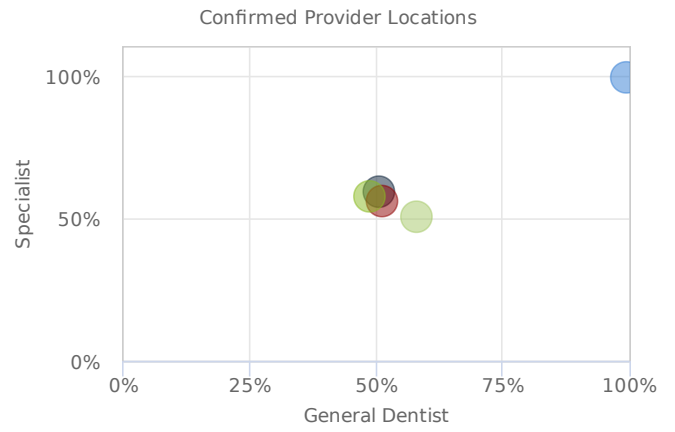


Competitive Dashboard Overview

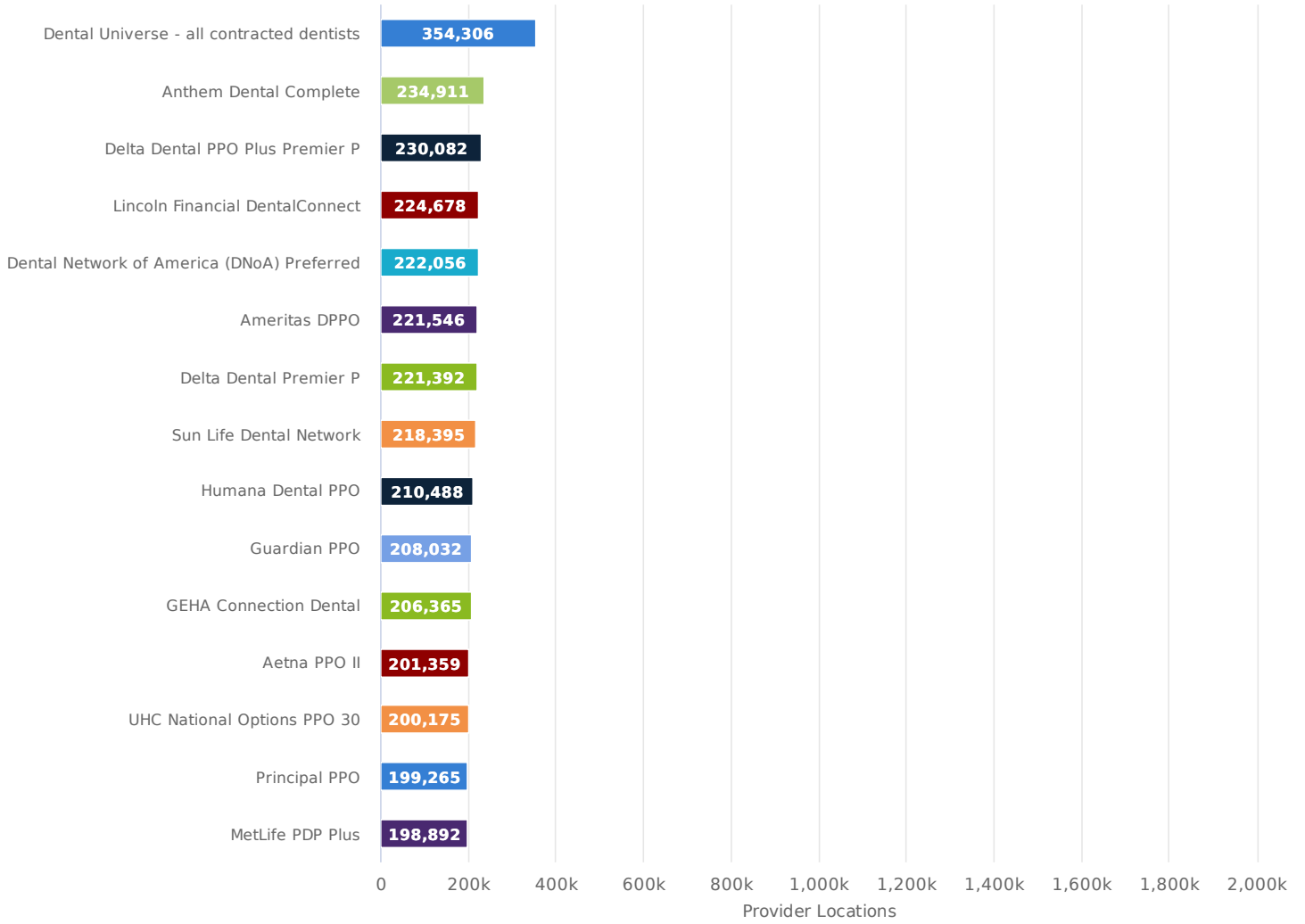
Top Networks

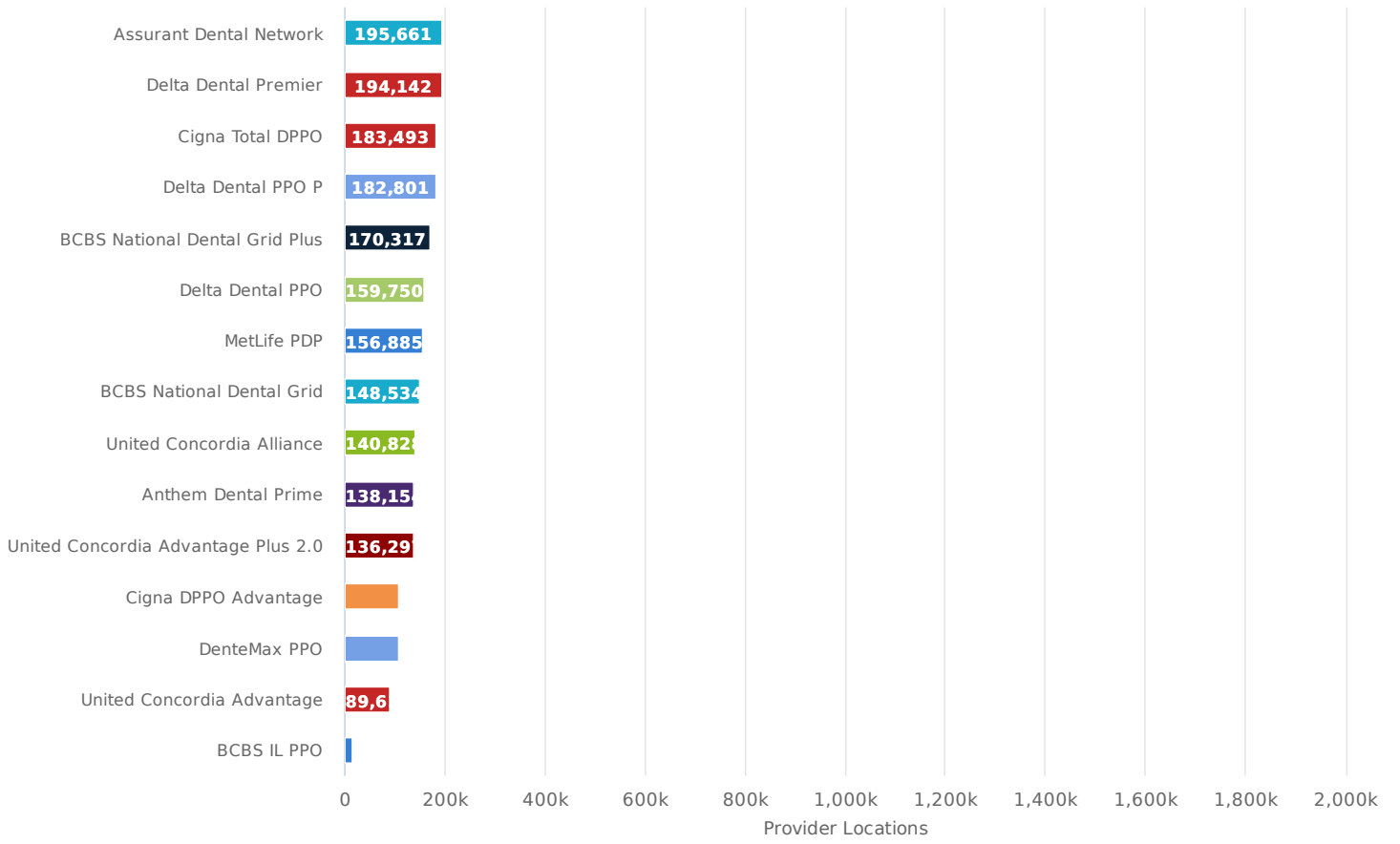


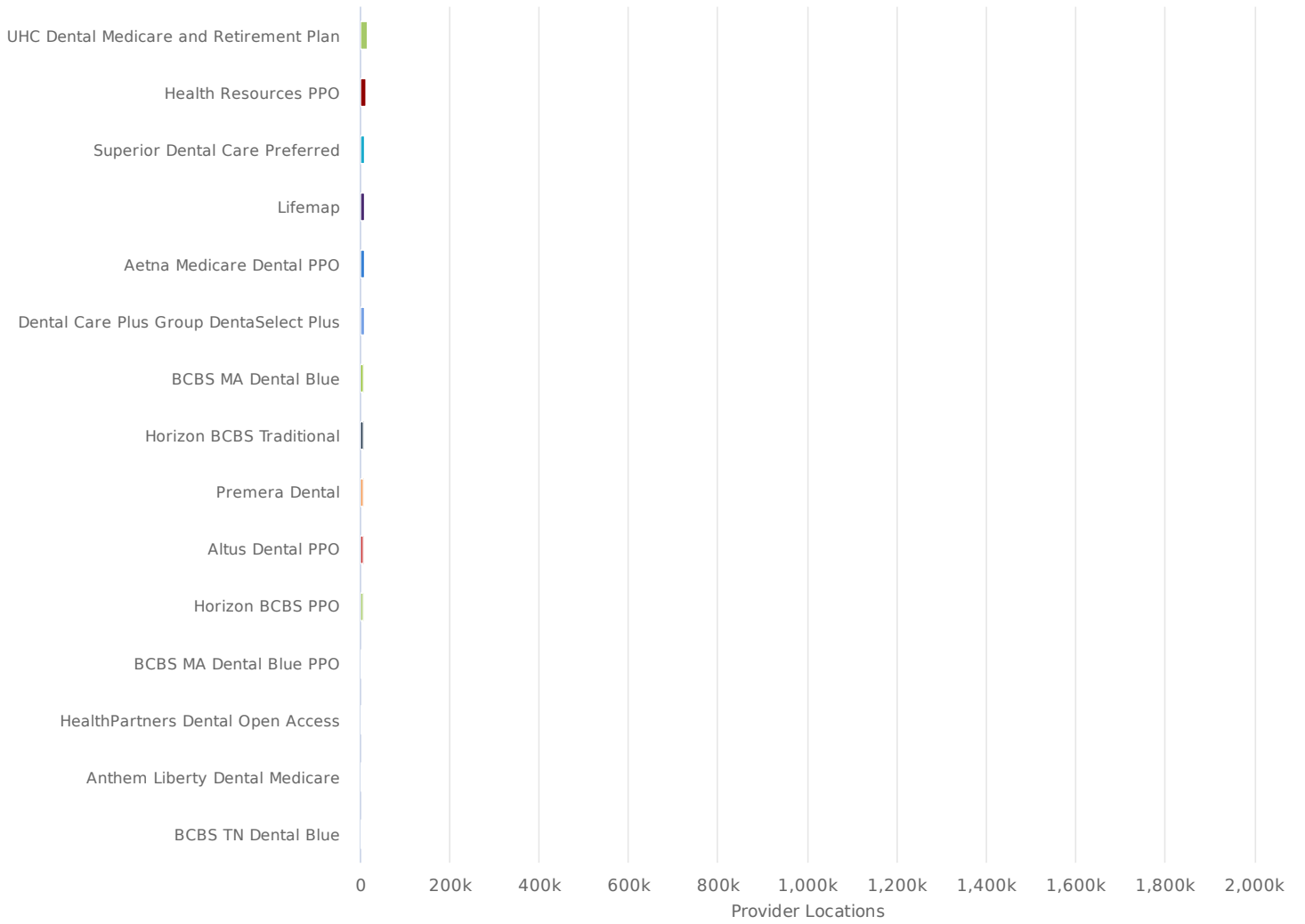
Top Network Market Penetration



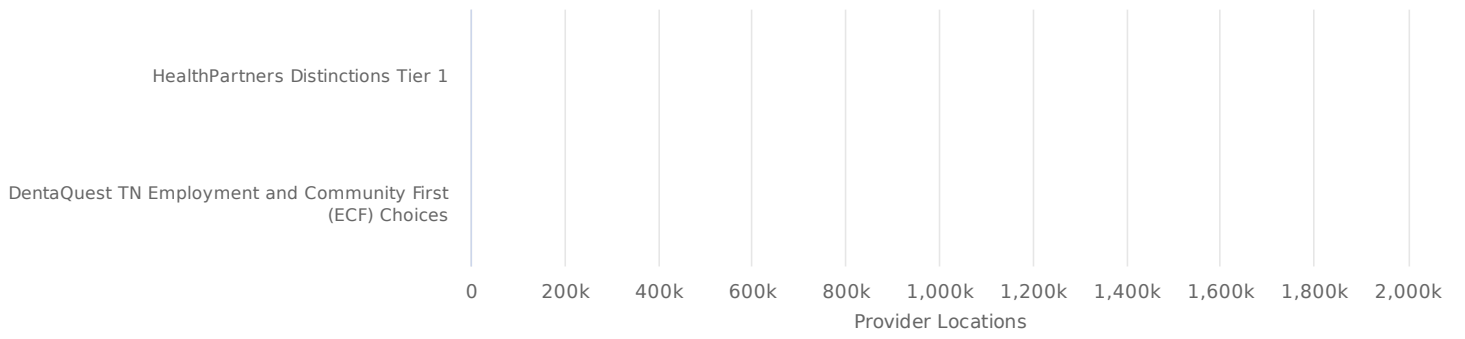
Project Summary - All Core Providers



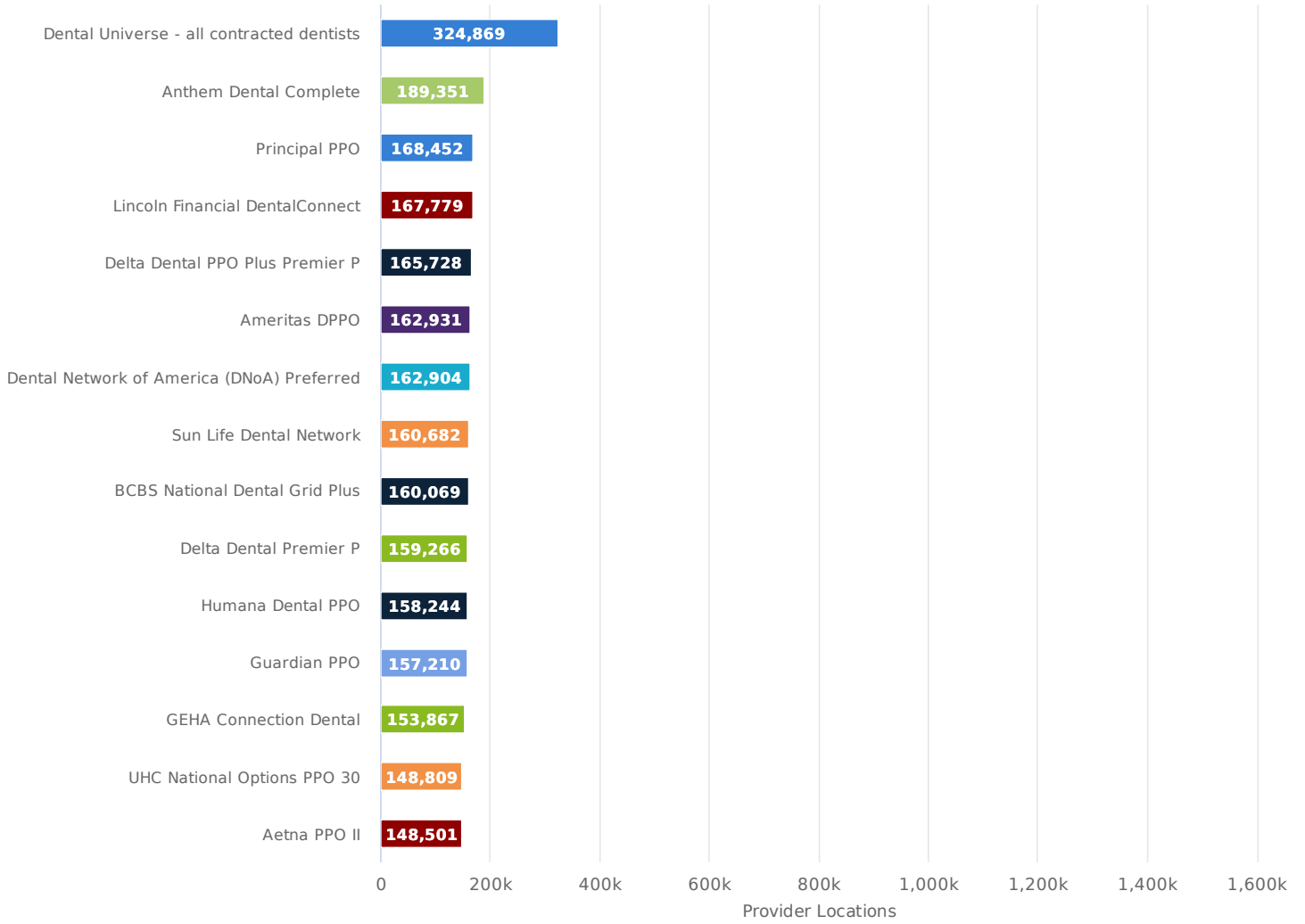


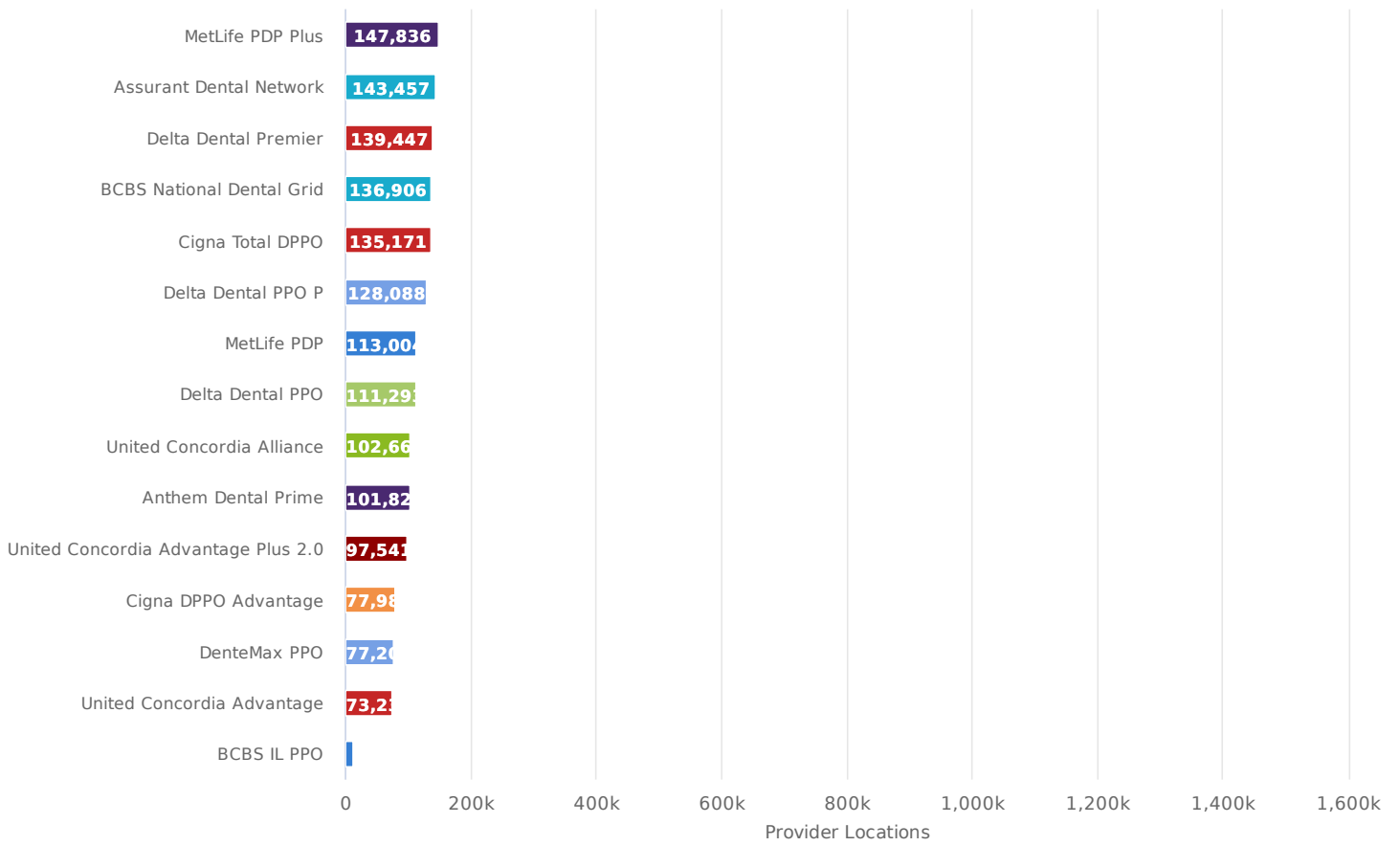


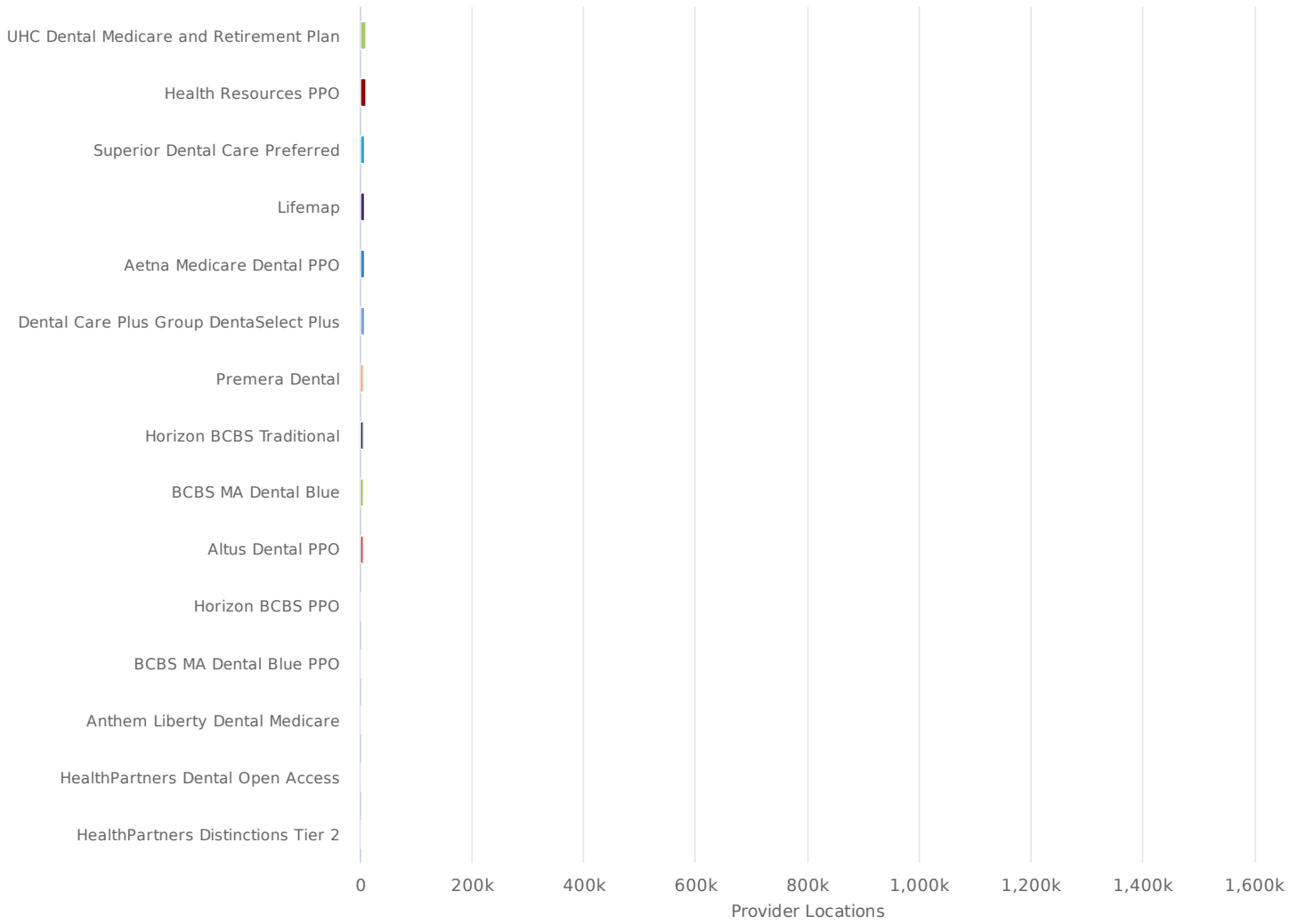


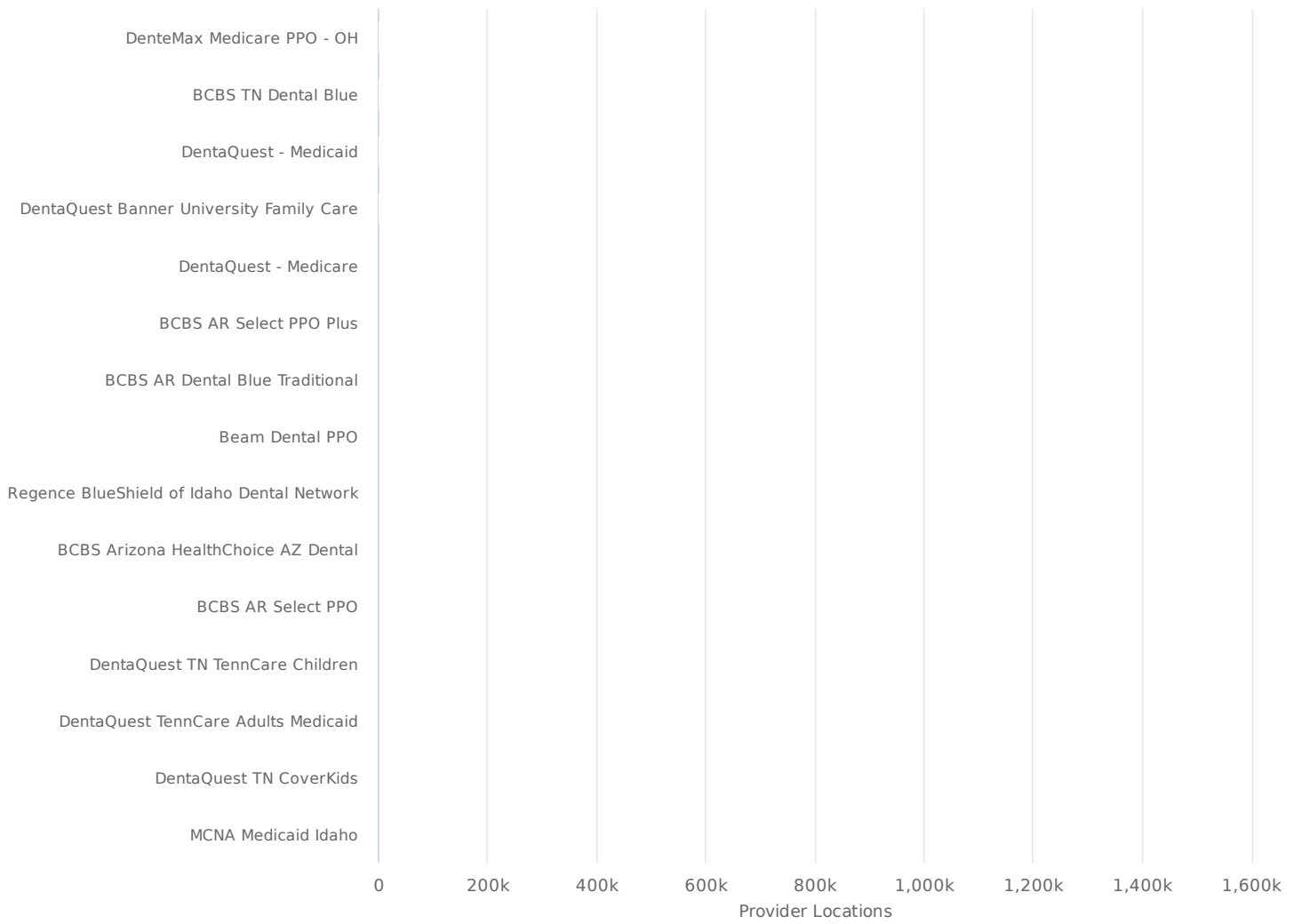


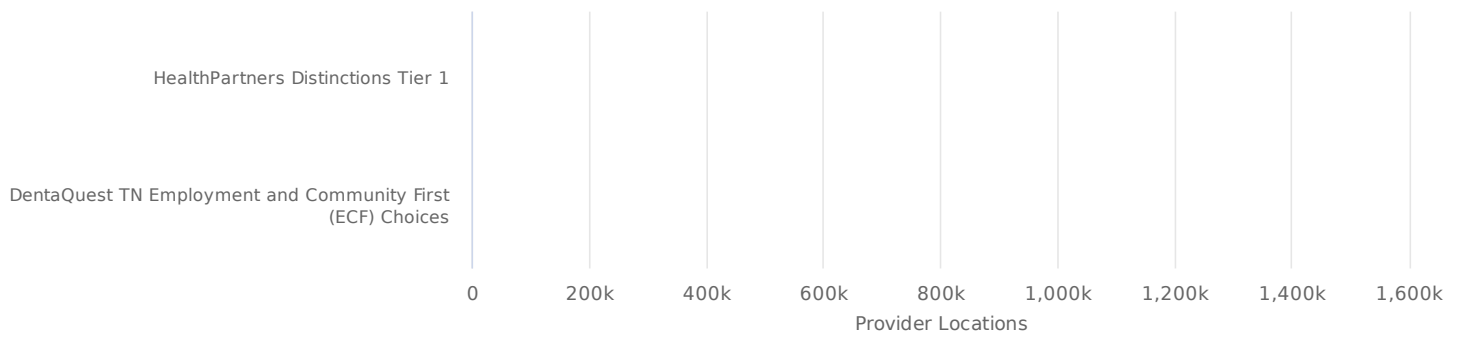
Project Summary - General Dentist



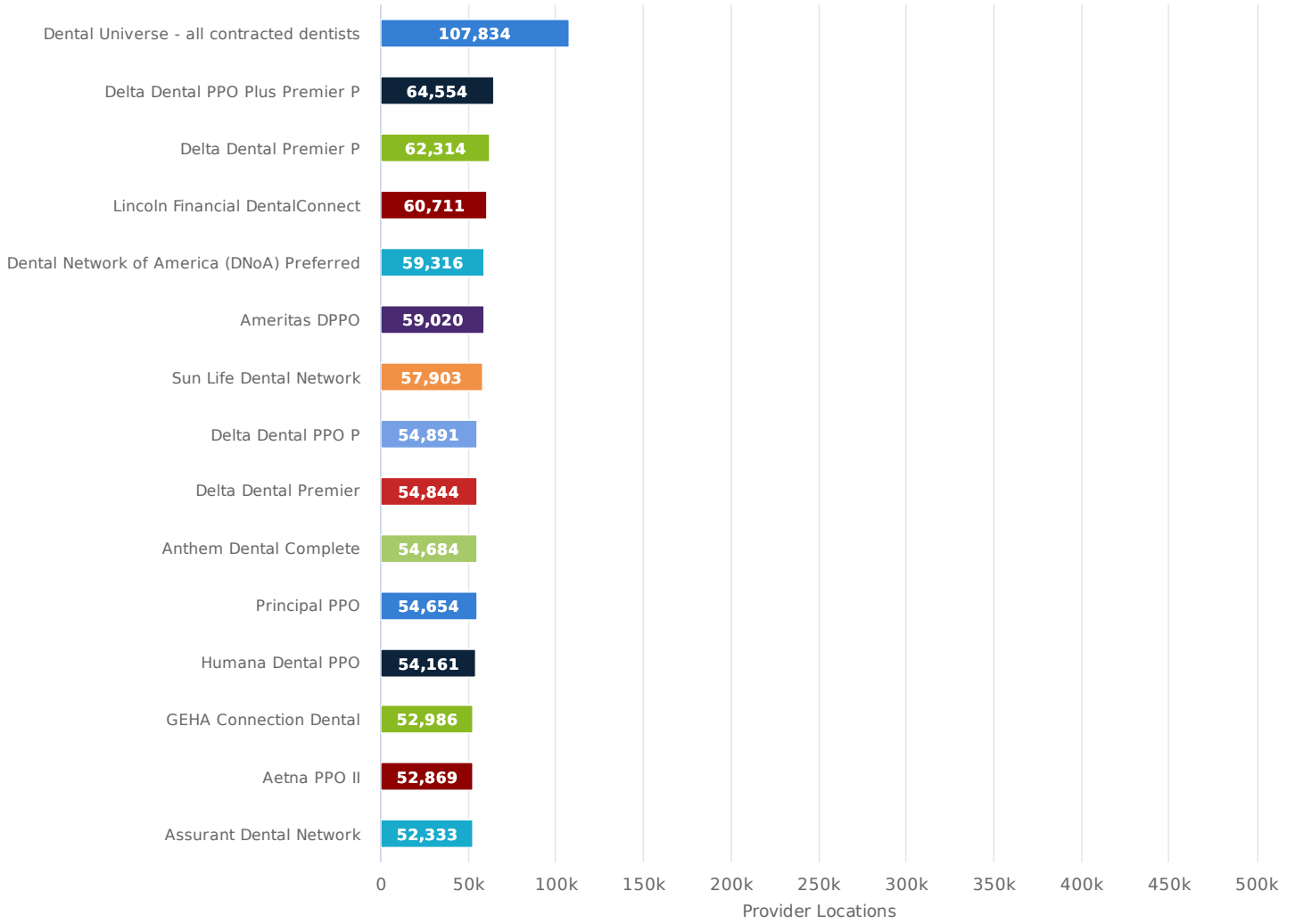


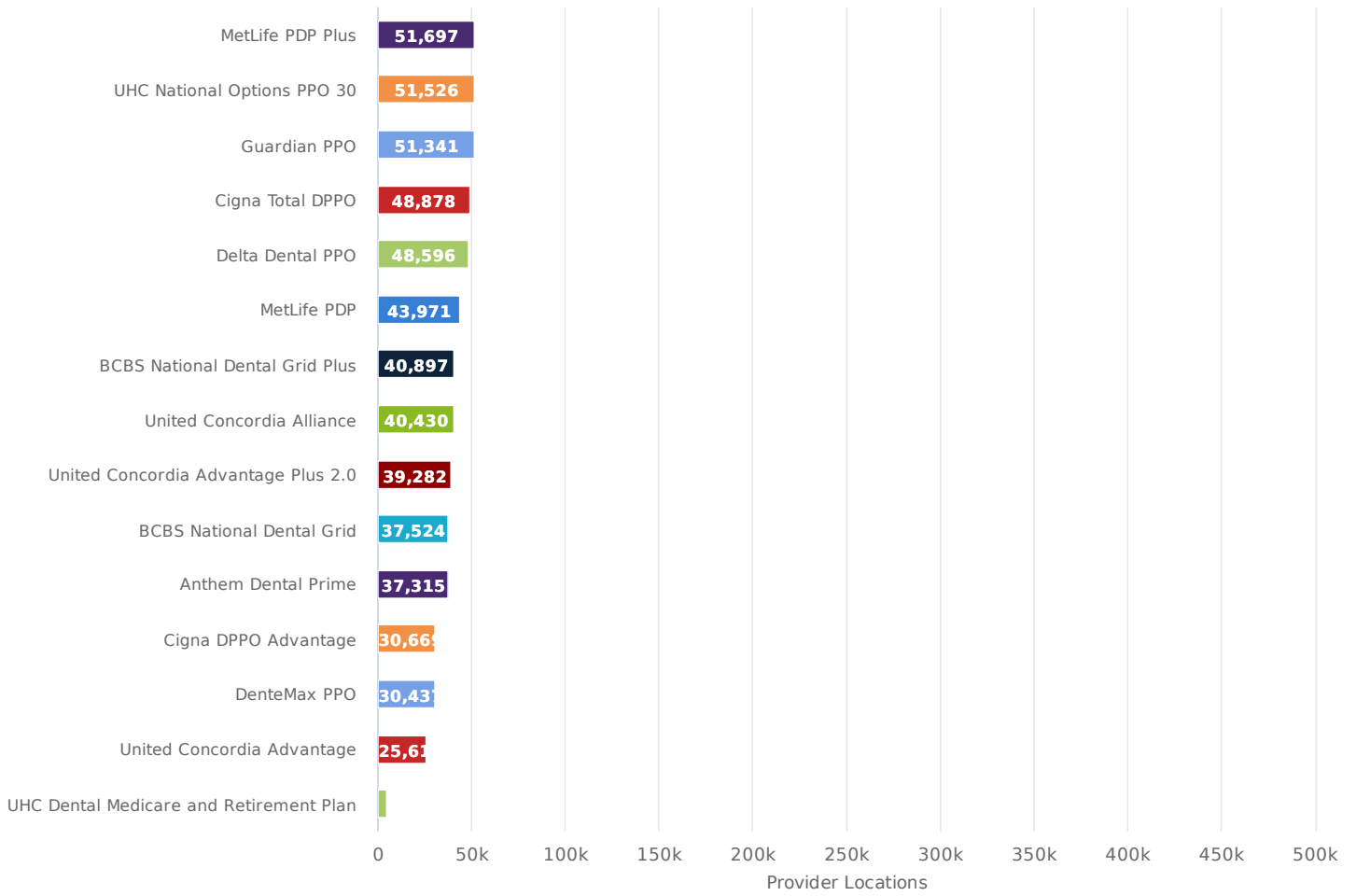


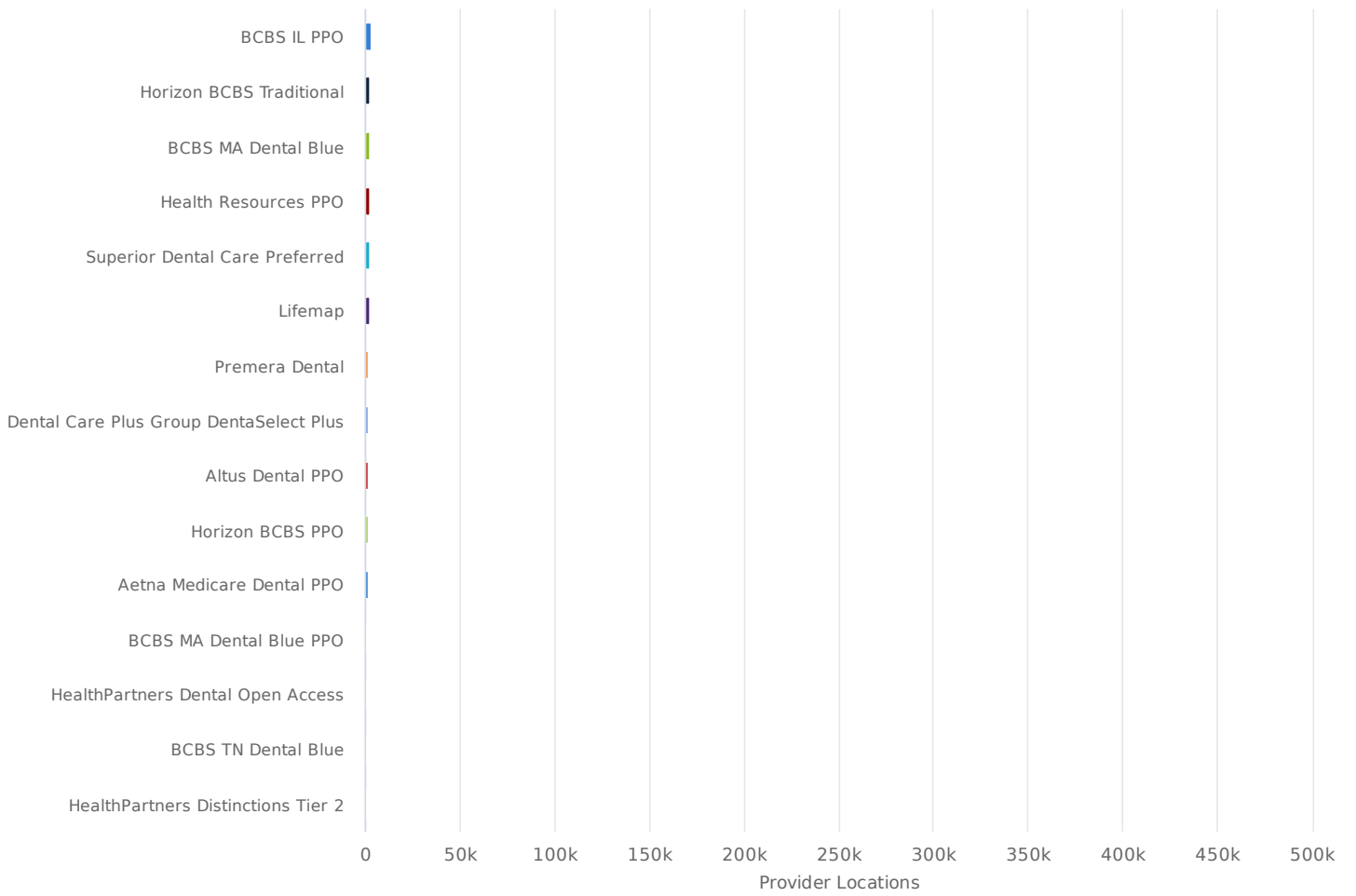




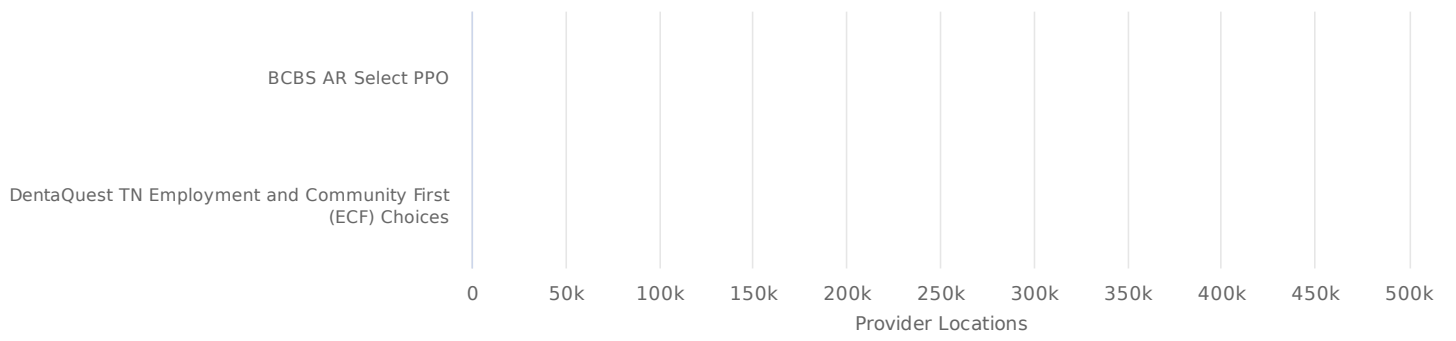
Project Summary - Specialist





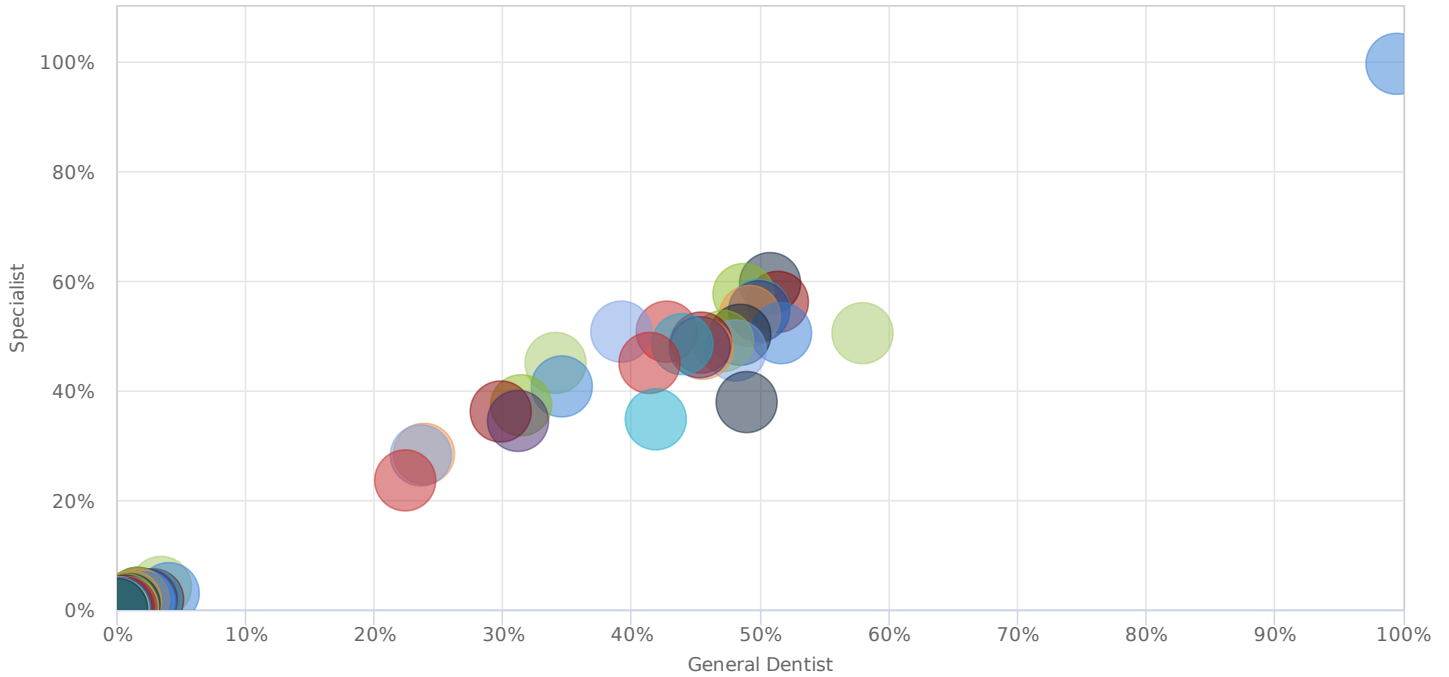






Market Penetration

Confirmed Provider Locations



Market	Specialist		General Dentist	
	Penetration	Count	Penetration	Count
Market		108,277		326,530
● Dental Universe - all contracted dentists	99.6%	107,834	99.5%	324,869
● Delta Dental PPO Plus Premier P	59.6%	64,554	50.8%	165,728
● Anthem Dental Complete	50.5%	54,684	58.0%	189,351
● Lincoln Financial DentalConnect	56.1%	60,711	51.4%	167,779
● Delta Dental Premier P	57.5%	62,314	48.8%	159,266
● Dental Network of America (DNoA) Preferred	54.8%	59,316	49.9%	162,904
● Ameritas DPPO	54.5%	59,020	49.9%	162,931
● Sun Life Dental Network	53.5%	57,903	49.2%	160,682
● Principal PPO	50.5%	54,654	51.6%	168,452
● Humana Dental PPO	50.0%	54,161	48.5%	158,244
● GEHA Connection Dental	48.9%	52,986	47.1%	153,867
● Guardian PPO	47.4%	51,341	48.1%	157,210
● Aetna PPO II	48.8%	52,869	45.5%	148,501
● Delta Dental Premier	50.6%	54,844	42.7%	139,447
● UHC National Options PPO 30	47.6%	51,526	45.6%	148,809
● MetLife PDP Plus	47.8%	51,697	45.3%	147,836
● Assurant Dental Network	48.3%	52,333	43.9%	143,457



Delta Dental PPO P	50.7%	54,891	39.2%	128,088
BCBS National Dental Grid Plus	37.8%	40,897	49.0%	160,069
Cigna Total DPPO	45.1%	48,878	41.4%	135,171
Delta Dental PPO	44.9%	48,596	34.1%	111,293
BCBS National Dental Grid	34.7%	37,524	41.9%	136,906
MetLife PDP	40.6%	43,971	34.6%	113,004
United Concordia Alliance	37.3%	40,430	31.4%	102,665
United Concordia Advantage Plus 2.0	36.3%	39,282	29.9%	97,541
Anthem Dental Prime	34.5%	37,315	31.2%	101,828
Cigna DPPO Advantage	28.3%	30,669	23.9%	77,989
DenteMax PPO	28.1%	30,437	23.6%	77,206
United Concordia Advantage	23.7%	25,616	22.4%	73,232
UHC Dental Medicare and Retirement Plan	4.0%	4,387	3.4%	11,022
BCBS IL PPO	2.9%	3,105	4.0%	13,091
Health Resources PPO	2.0%	2,133	2.8%	9,110
Superior Dental Care Preferred	1.9%	2,115	2.7%	8,730
Lifemap	1.8%	1,940	2.3%	7,453
Horizon BCBS Traditional	2.3%	2,460	1.6%	5,126
BCBS MA Dental Blue	2.2%	2,410	1.5%	4,983
Dental Care Plus Group DentaSelect Plus	1.6%	1,758	2.0%	6,604
Premera Dental	1.8%	1,922	1.7%	5,428
Aetna Medicare Dental PPO	1.2%	1,296	2.2%	7,062
Altus Dental PPO	1.6%	1,683	1.1%	3,768
Horizon BCBS PPO	1.5%	1,638	1.1%	3,662
BCBS MA Dental Blue PPO	1.0%	1,089	1.0%	3,148
HealthPartners Dental Open Access	0.9%	956	0.8%	2,450
HealthPartners Distinctions Tier 2	0.7%	757	0.7%	2,252
BCBS TN Dental Blue	0.7%	784	0.7%	2,170
Anthem Liberty Dental Medicare	0.4%	403	0.8%	2,731
DenteMax Medicare PPO - OH	0.4%	425	0.7%	2,196
DentaQuest Banner University Family Care	0.5%	587	0.4%	1,434
DentaQuest TN TennCare Children	0.5%	583	0.2%	546
DentaQuest - Medicaid	0.2%	171	0.5%	1,710
DentaQuest TN CoverKids	0.5%	536	0.1%	457
BCBS AR Dental Blue Traditional	0.3%	278	0.3%	1,145
BCBS AR Select PPO Plus	0.3%	279	0.3%	1,147
DentaQuest - Medicare	0.2%	180	0.4%	1,267
Beam Dental PPO	0.2%	204	0.3%	1,062
BCBS Arizona HealthChoice AZ Dental	0.3%	290	0.2%	763
Regence BlueShield of Idaho Dental Network	0.2%	198	0.3%	970



● DentaQuest TennCare Adults Medicaid	0.2%	183	0.1%	488
● BCBS AR Select PPO	0.1%	127	0.2%	613
● MCNA Medicaid Idaho	0.1%	164	0.1%	403
● HealthPartners Distinctions Tier 1	0.2%	201	0.1%	192
● DentaQuest TN Employment and Community First (ECF) Choices	0.1%	65	0.0%	120

