



Alan Stankaitis

April 4, 2024

Zelis Network360[®] Analytics Suite Competitive Dashboard Report Delta Dental Plan Association N360

- Networks
- Counts
- Sort Order
- Showing
- Specialty Mapping
- All project networks
- Provider Locations
- Network size
- Directory
- Delta Dental Specialty Group

CONDITIONS OF USE

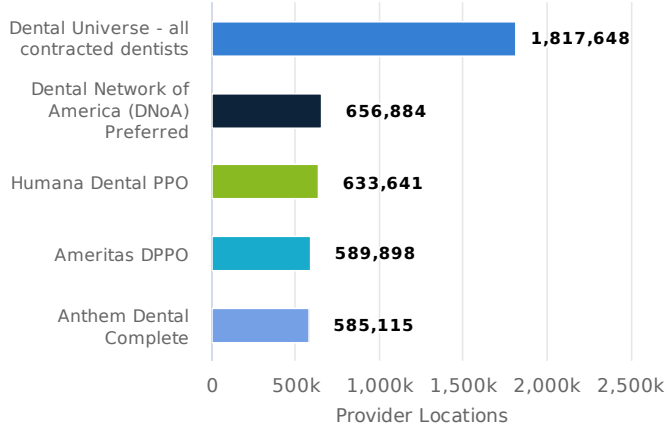
This website and the data and/or information generated or copied from this website are considered confidential and proprietary. It is intended for use by Delta Dental Association only, and may contain material that is privileged or protected from disclosure under applicable law. Such information is based upon certain publicly available information and may not accurately represent the current provider directory, drug formularies or currently available network for plans displayed. It is offered for analytical and general discussion purposes only. Furthermore, information about any health care provider or covered drug contained in this document is only as valid as its published source. Health care providers practice at many locations and can change network affiliations often; always verify the accuracy of this information with the health care provider directly.

Zelis and Delta Dental Association (collectively "Publisher") make no warranties or representations as to the accuracy or completeness of the information or its appropriateness for any particular purpose, and are not responsible or liable for any claim, loss or damage resulting from its use or reliance upon such information. Publisher and their subsidiary and affiliate companies are not responsible for errors or omissions in this report. If you are not the intended recipient or the individual responsible for delivering to the intended recipient, please (1) be advised that any use, dissemination, forwarding, or copying of this document is strictly prohibited and (2) destroy this document immediately.

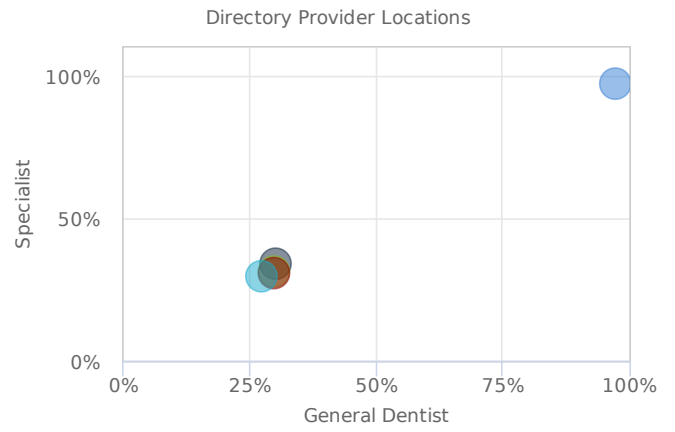


Competitive Dashboard Overview

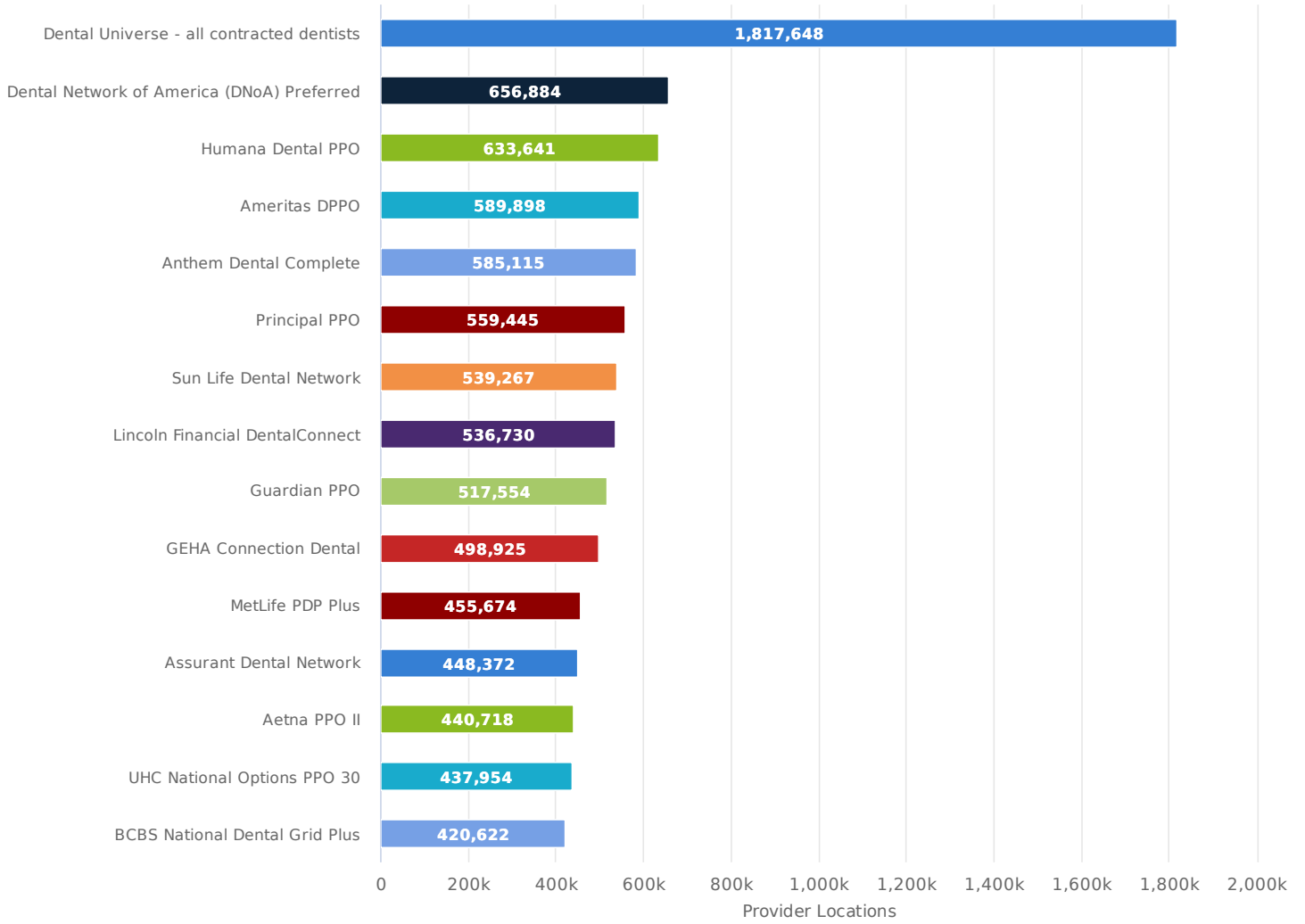
Top Networks

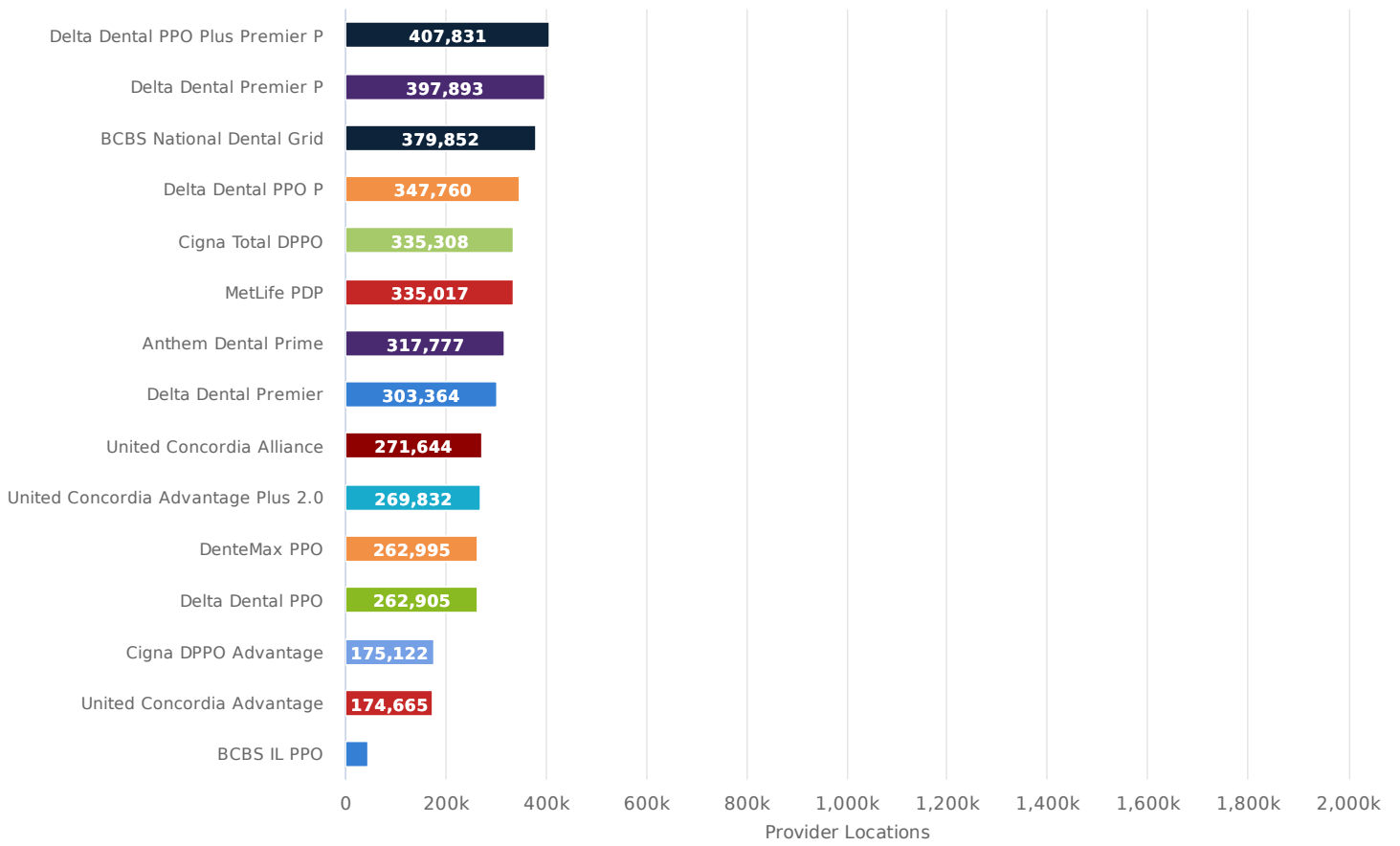


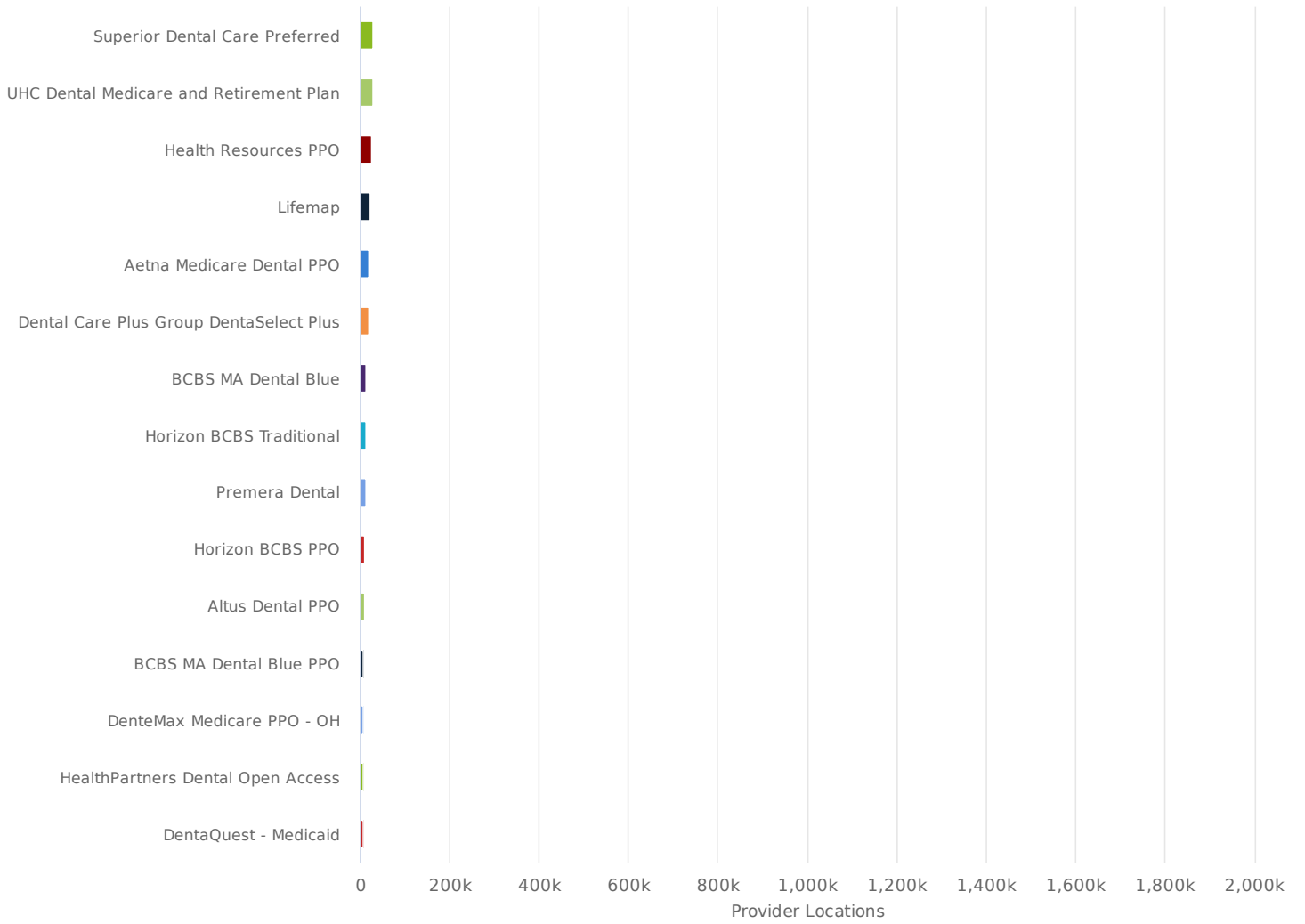
Top Network Market Penetration



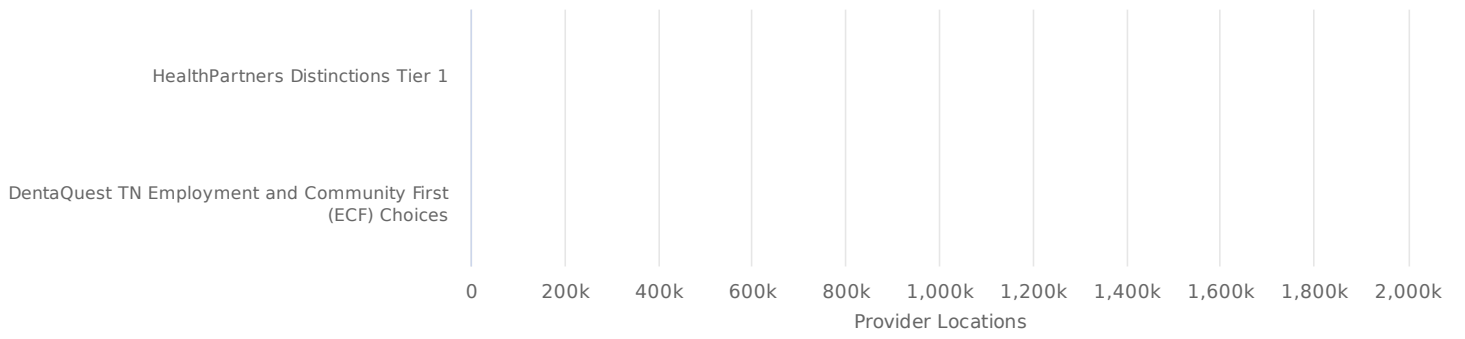
Project Summary - All Core Providers



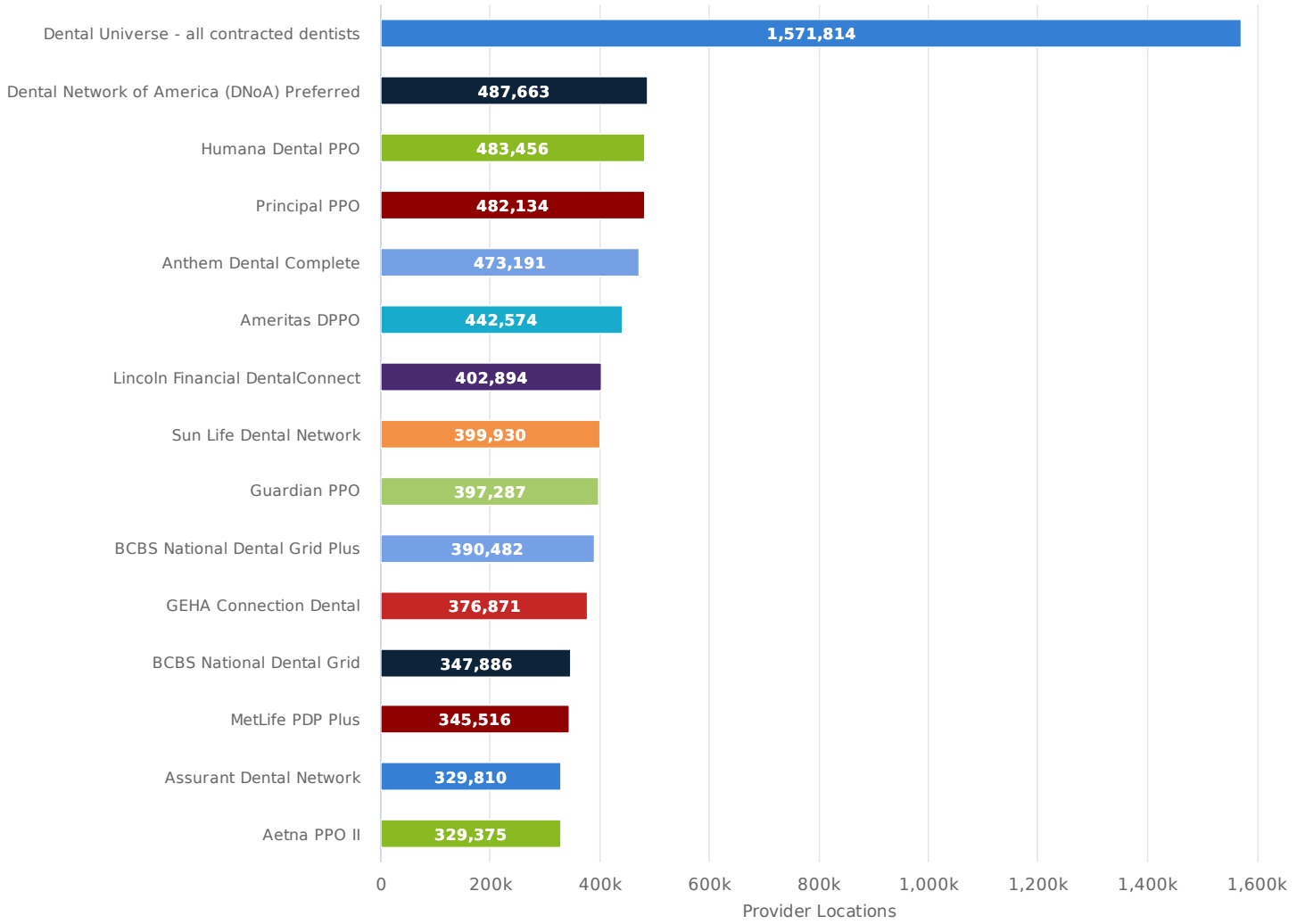


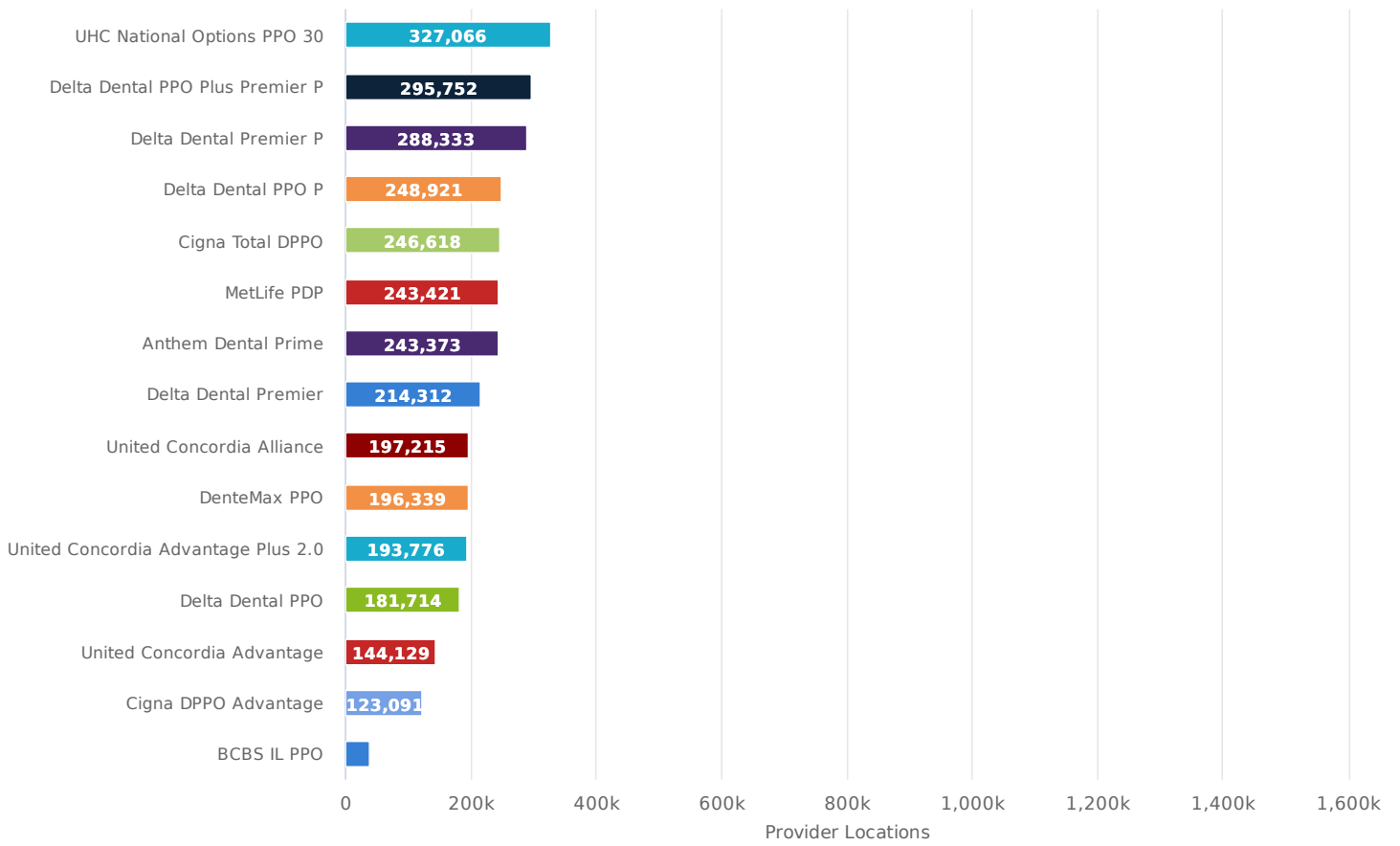


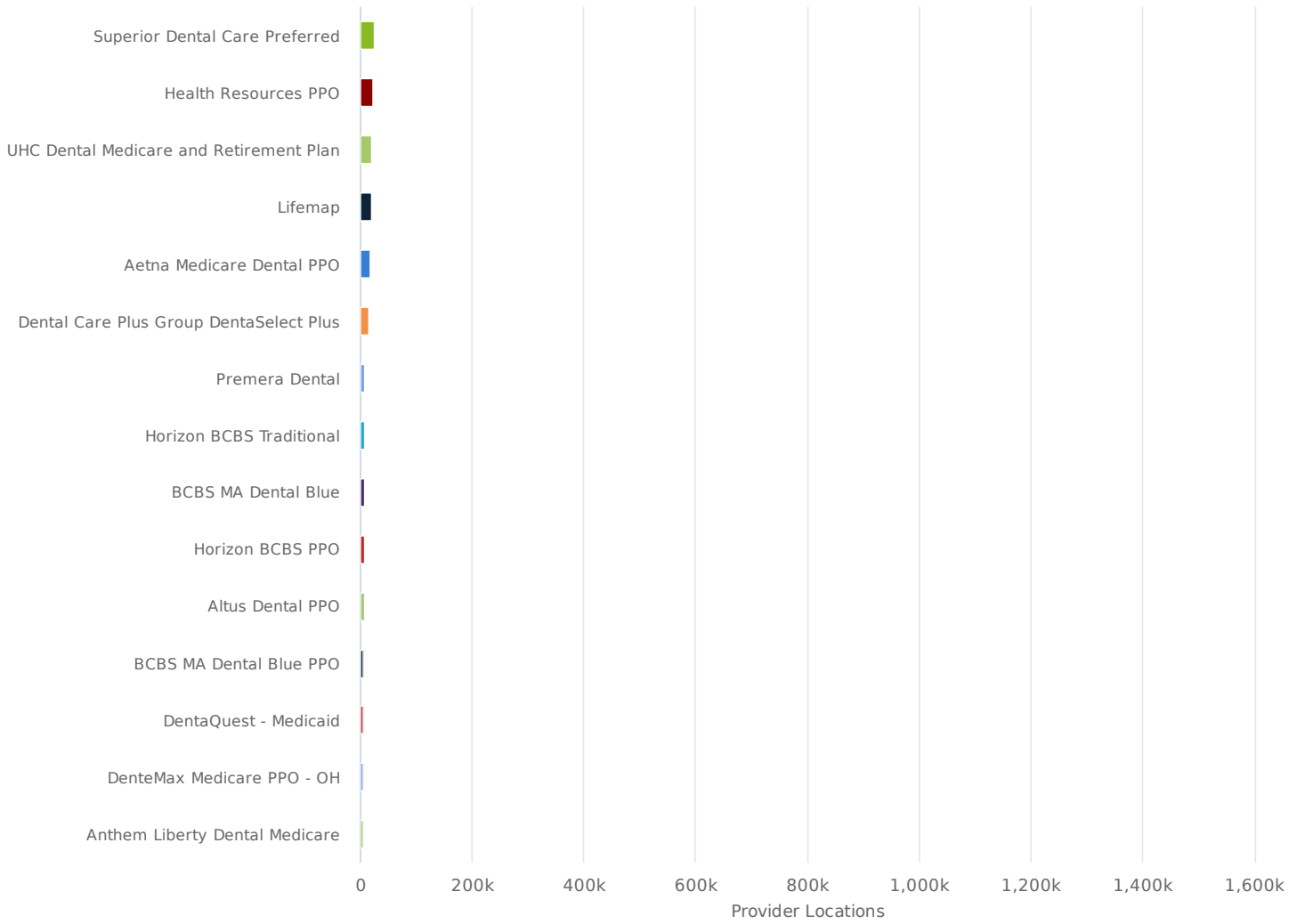


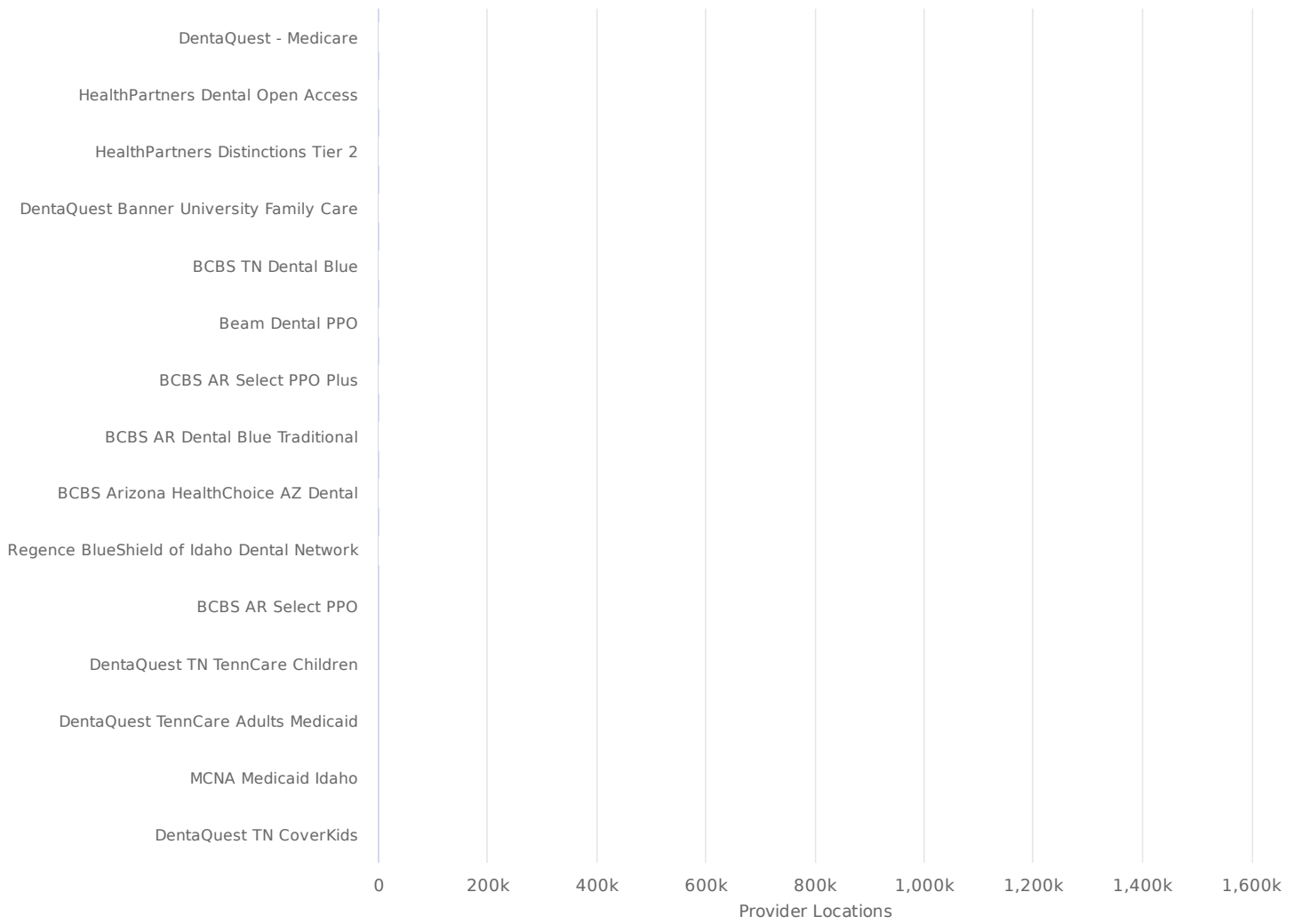


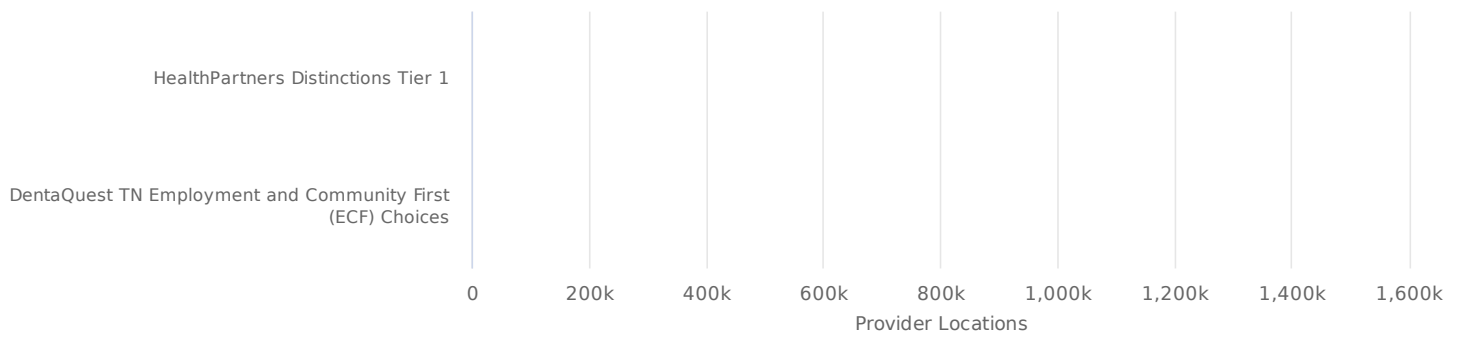
Project Summary - General Dentist



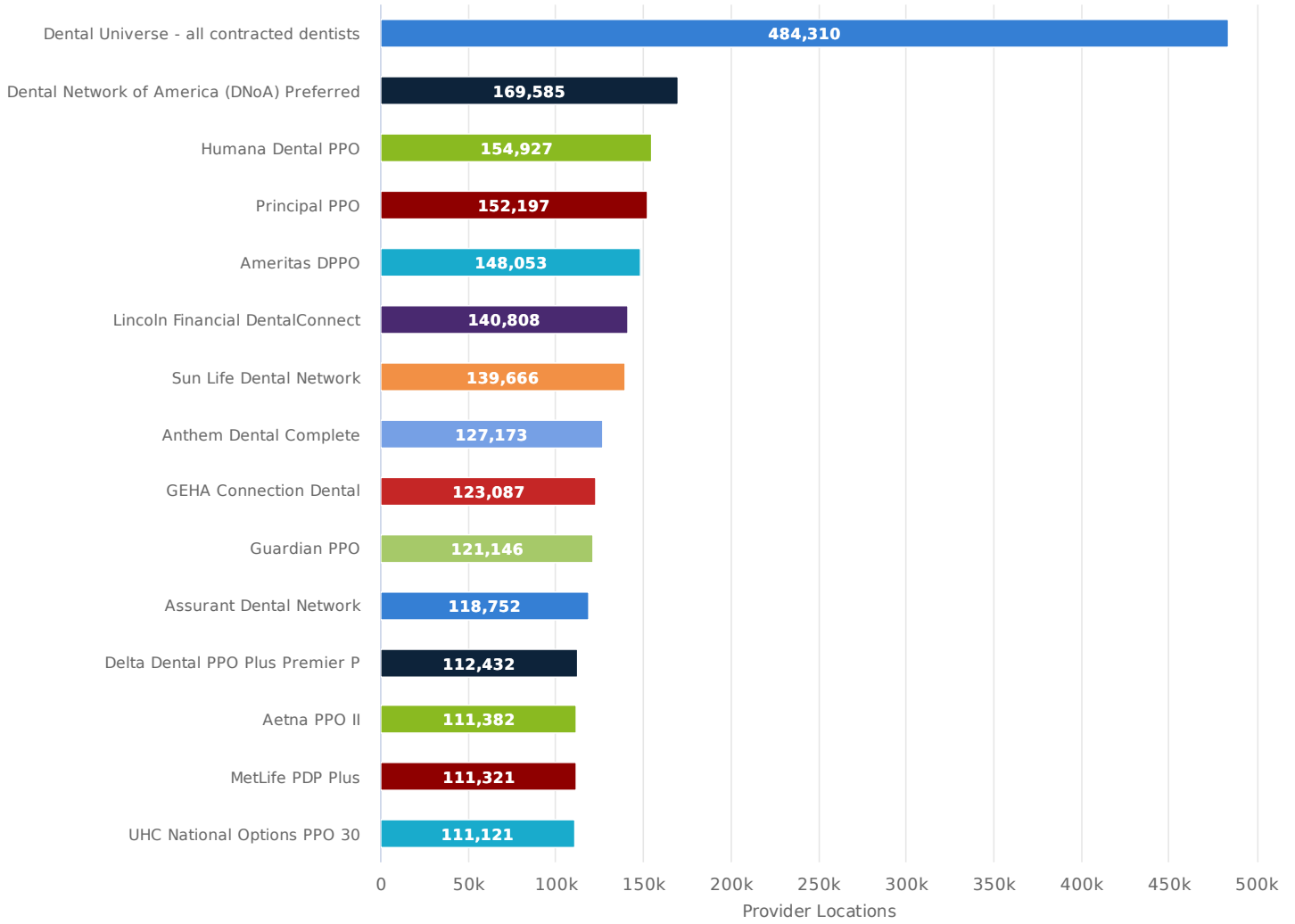


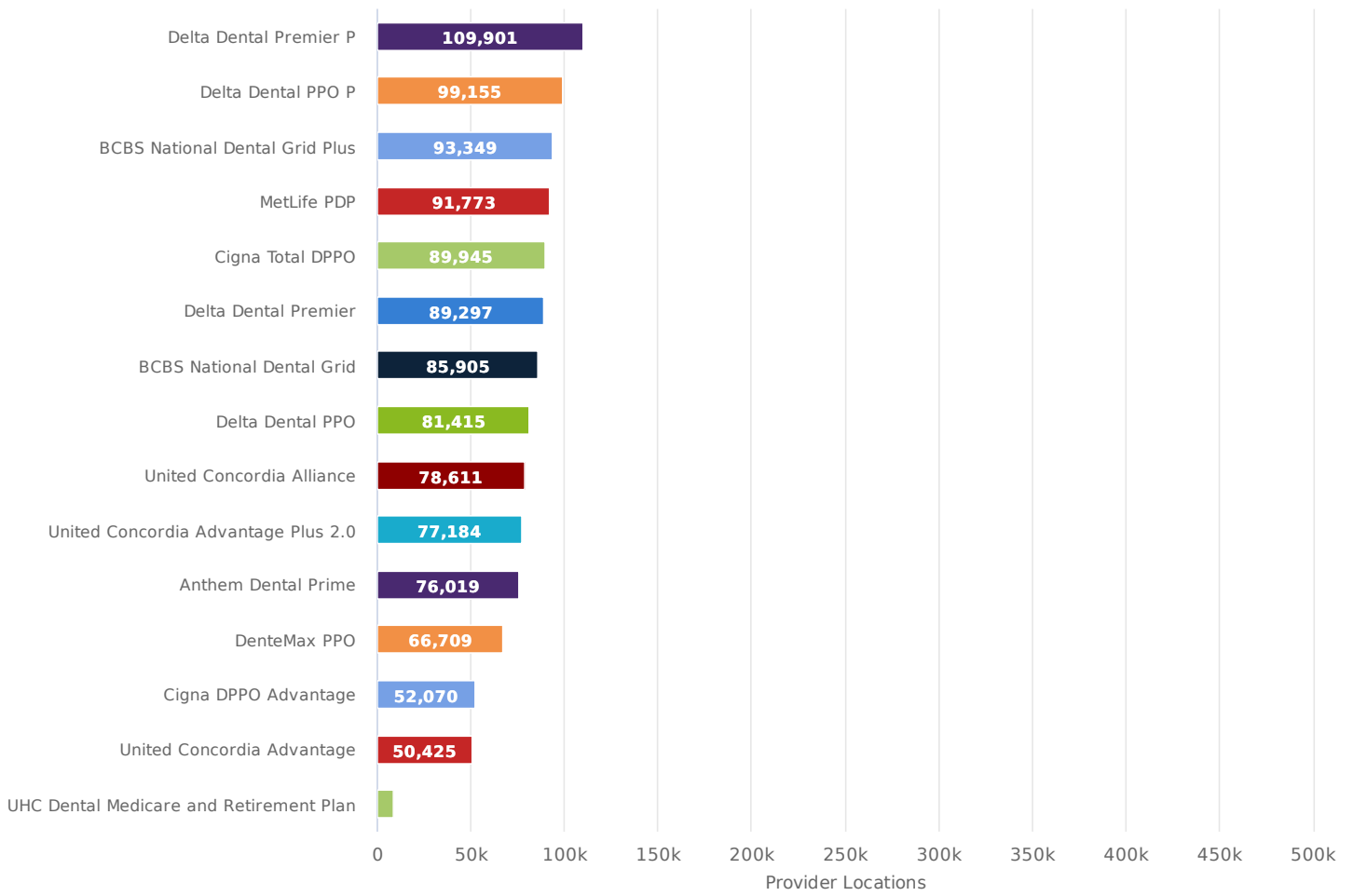


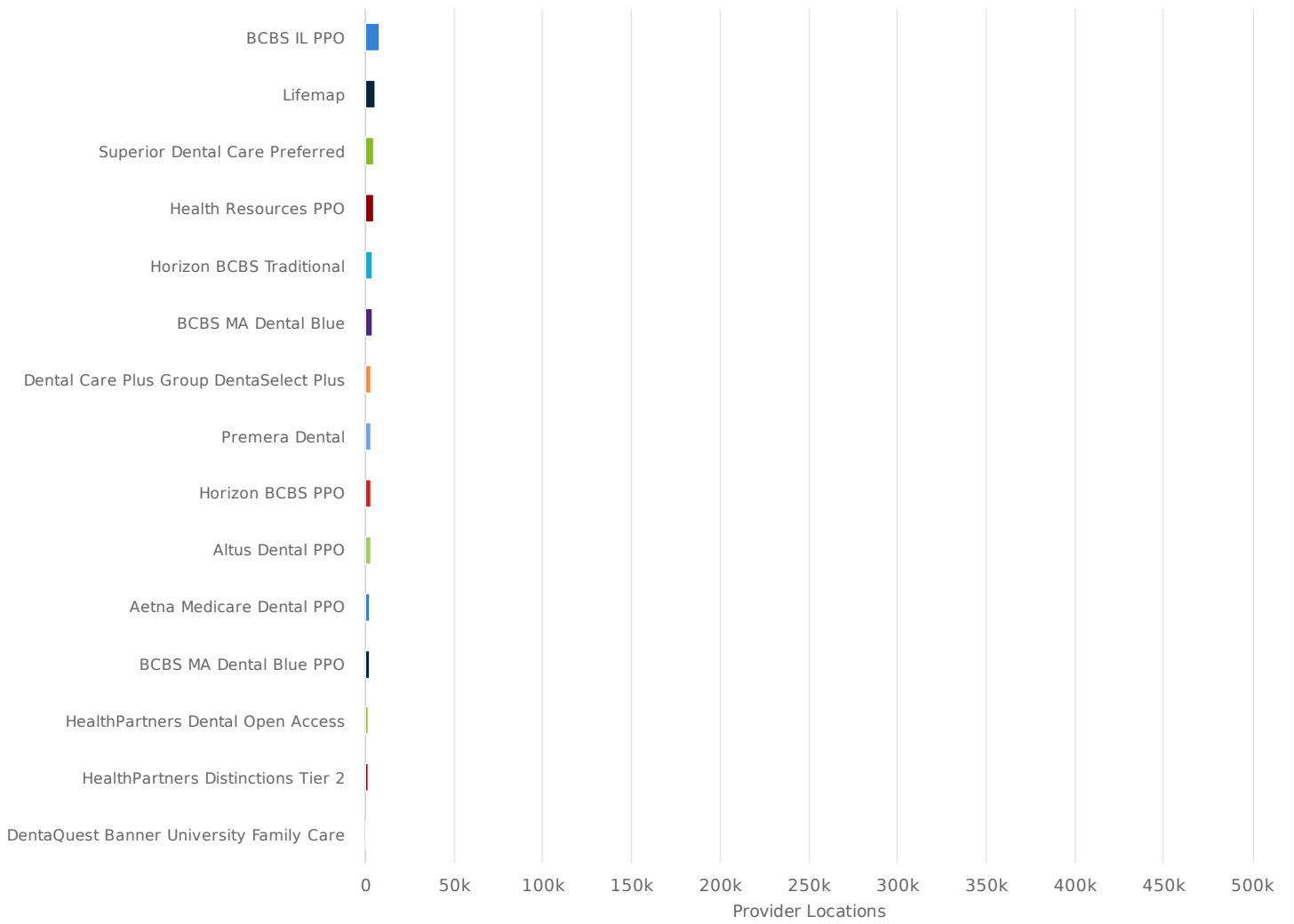


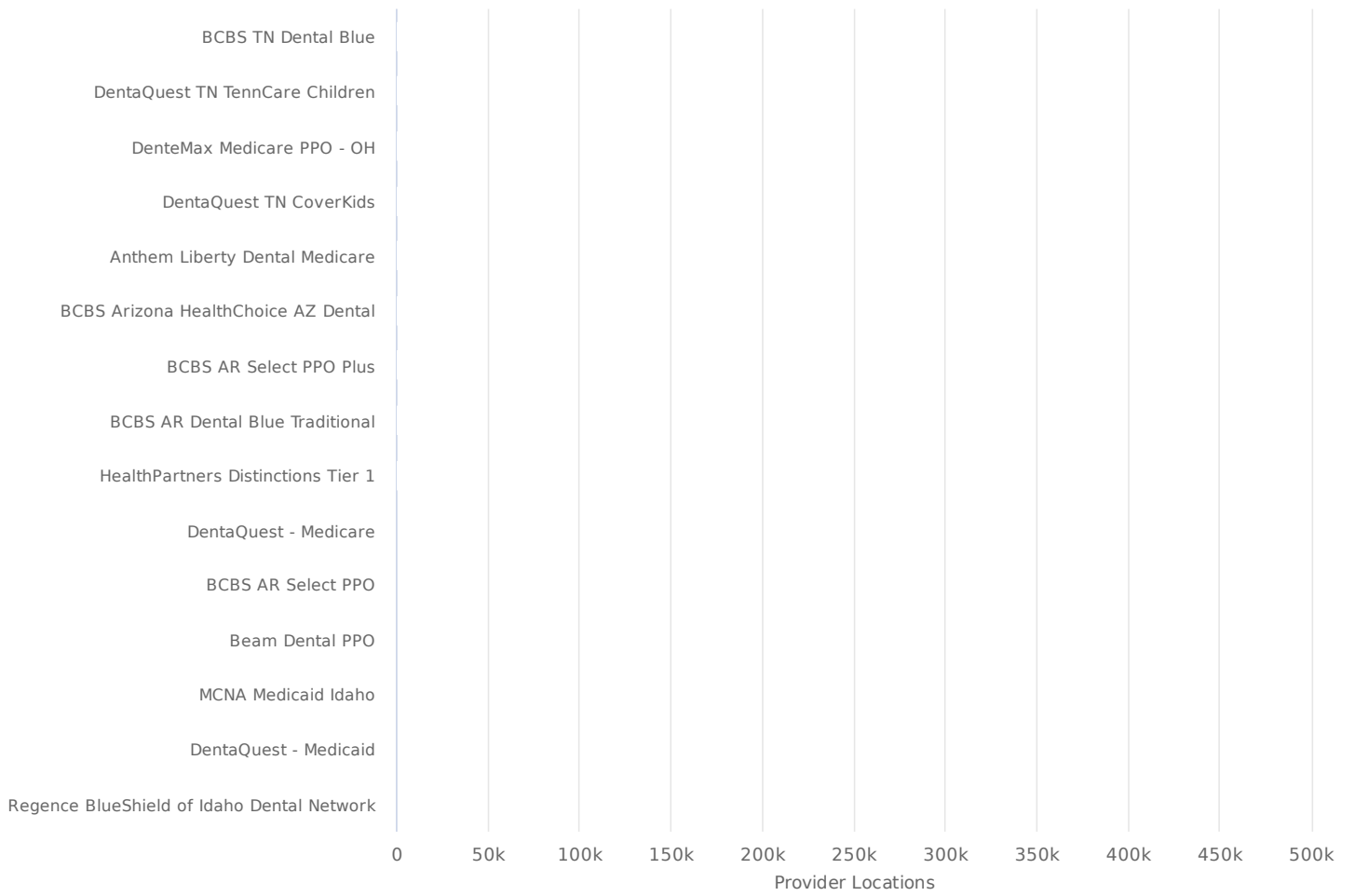


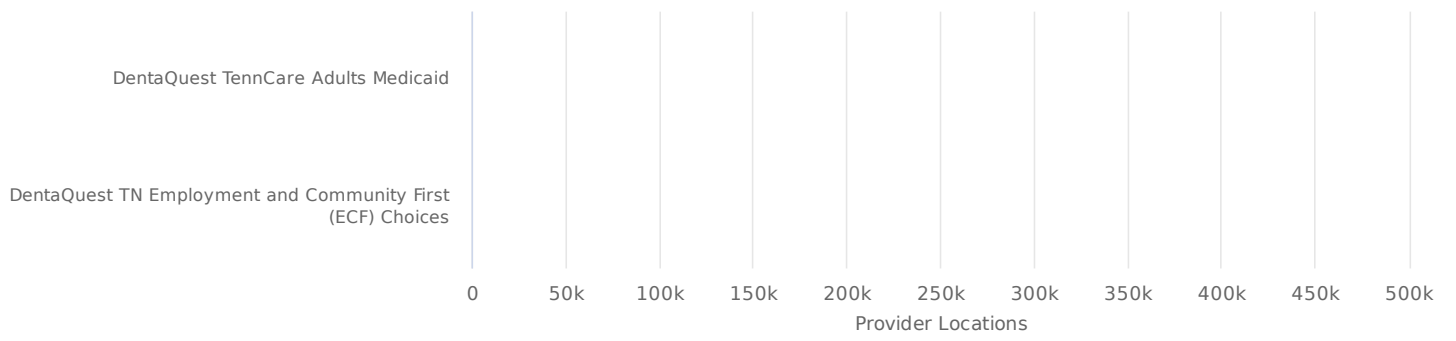
Project Summary - Specialist





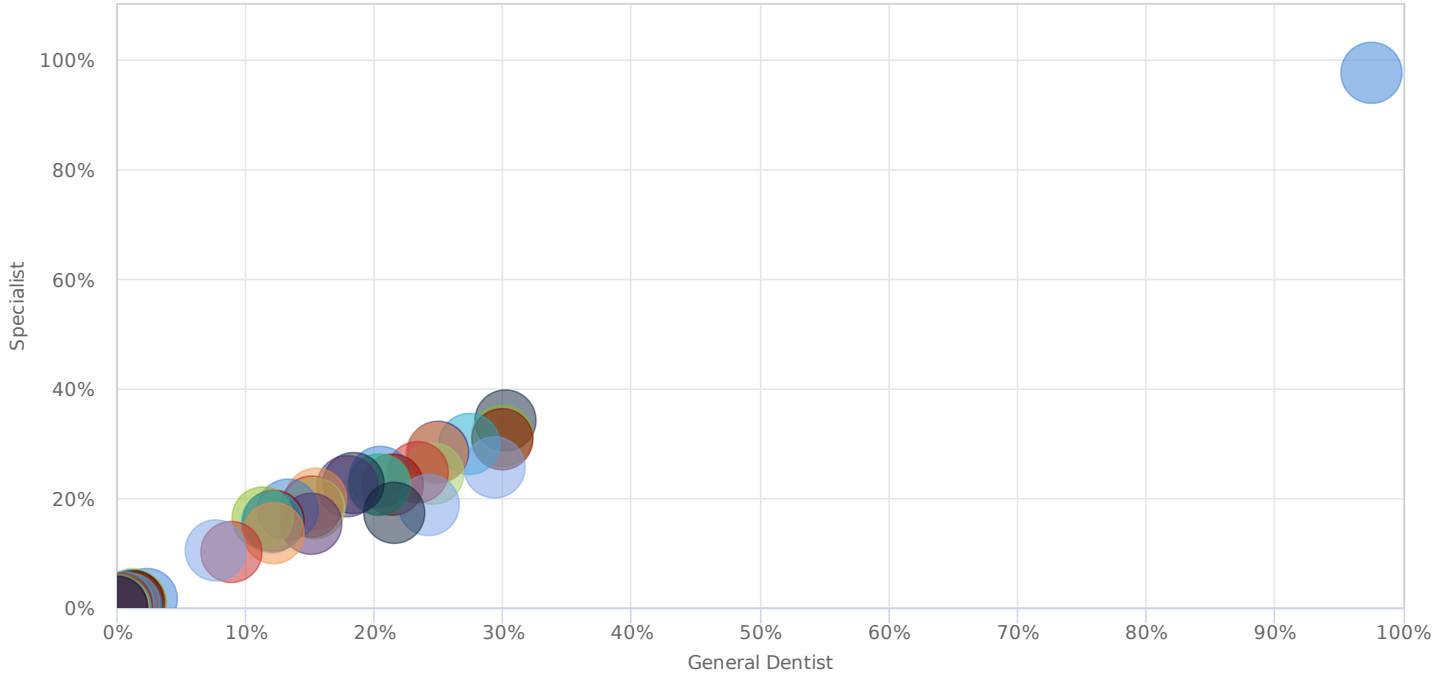






Market Penetration

Directory Provider Locations



| Market | Specialist | | General Dentist | |
|--|-------------|----------------|-----------------|------------------|
| | Penetration | Count | Penetration | Count |
| | | 496,340 | | 1,611,779 |
| ● Dental Universe - all contracted dentists | 97.6% | 484,310 | 97.5% | 1,571,814 |
| ● Dental Network of America (DNoA) Preferred | 34.2% | 169,585 | 30.3% | 487,663 |
| ● Humana Dental PPO | 31.2% | 154,927 | 30.0% | 483,456 |
| ● Principal PPO | 30.7% | 152,197 | 29.9% | 482,134 |
| ● Ameritas DPPO | 29.8% | 148,053 | 27.5% | 442,574 |
| ● Anthem Dental Complete | 25.6% | 127,173 | 29.4% | 473,191 |
| ● Lincoln Financial DentalConnect | 28.4% | 140,808 | 25.0% | 402,894 |
| ● Sun Life Dental Network | 28.1% | 139,666 | 24.8% | 399,930 |
| ● Guardian PPO | 24.4% | 121,146 | 24.6% | 397,287 |
| ● GEHA Connection Dental | 24.8% | 123,087 | 23.4% | 376,871 |
| ● Assurant Dental Network | 23.9% | 118,752 | 20.5% | 329,810 |
| ● MetLife PDP Plus | 22.4% | 111,321 | 21.4% | 345,516 |
| ● BCBS National Dental Grid Plus | 18.8% | 93,349 | 24.2% | 390,482 |
| ● Aetna PPO II | 22.4% | 111,382 | 20.4% | 329,375 |
| ● UHC National Options PPO 30 | 22.4% | 111,121 | 20.3% | 327,066 |
| ● Delta Dental PPO Plus Premier P | 22.6% | 112,432 | 18.4% | 295,752 |
| ● Delta Dental Premier P | 22.1% | 109,901 | 17.9% | 288,333 |



| | | | | |
|--|-------|--------|-------|---------|
| ● BCBS National Dental Grid | 17.3% | 85,905 | 21.6% | 347,886 |
| ● Delta Dental PPO P | 20.0% | 99,155 | 15.4% | 248,921 |
| ● MetLife PDP | 18.5% | 91,773 | 15.1% | 243,421 |
| ● Cigna Total DPPO | 18.1% | 89,945 | 15.3% | 246,618 |
| ● Delta Dental Premier | 18.0% | 89,297 | 13.3% | 214,312 |
| ● Anthem Dental Prime | 15.3% | 76,019 | 15.1% | 243,373 |
| ● United Concordia Alliance | 15.8% | 78,611 | 12.2% | 197,215 |
| ● Delta Dental PPO | 16.4% | 81,415 | 11.3% | 181,714 |
| ● United Concordia Advantage Plus 2.0 | 15.6% | 77,184 | 12.0% | 193,776 |
| ● DenteMax PPO | 13.4% | 66,709 | 12.2% | 196,339 |
| ● United Concordia Advantage | 10.2% | 50,425 | 8.9% | 144,129 |
| ● Cigna DPPO Advantage | 10.5% | 52,070 | 7.6% | 123,091 |
| ● BCBS IL PPO | 1.6% | 8,116 | 2.3% | 37,313 |
| ● UHC Dental Medicare and Retirement Plan | 1.7% | 8,380 | 1.3% | 20,134 |
| ● Superior Dental Care Preferred | 0.9% | 4,721 | 1.5% | 24,005 |
| ● Lifemap | 1.2% | 5,868 | 1.2% | 19,776 |
| ● Health Resources PPO | 0.9% | 4,596 | 1.4% | 22,237 |
| ● Dental Care Plus Group DentaSelect Plus | 0.7% | 3,349 | 0.9% | 14,764 |
| ● Aetna Medicare Dental PPO | 0.5% | 2,442 | 1.1% | 17,569 |
| ● Horizon BCBS Traditional | 0.9% | 4,312 | 0.5% | 8,533 |
| ● BCBS MA Dental Blue | 0.8% | 4,055 | 0.5% | 8,481 |
| ● Premera Dental | 0.6% | 3,192 | 0.5% | 8,584 |
| ● Horizon BCBS PPO | 0.6% | 3,139 | 0.4% | 6,592 |
| ● Altus Dental PPO | 0.6% | 2,812 | 0.4% | 6,356 |
| ● BCBS MA Dental Blue PPO | 0.4% | 2,005 | 0.4% | 5,982 |
| ● HealthPartners Dental Open Access | 0.3% | 1,617 | 0.2% | 3,637 |
| ● DenteMax Medicare PPO - OH | 0.1% | 769 | 0.3% | 4,843 |
| ● HealthPartners Distinctions Tier 2 | 0.2% | 1,209 | 0.2% | 3,348 |
| ● DentaQuest Banner University Family Care | 0.2% | 1,131 | 0.2% | 3,262 |
| ● Anthem Liberty Dental Medicare | 0.1% | 639 | 0.3% | 4,704 |
| ● DentaQuest - Medicaid | 0.1% | 291 | 0.3% | 4,924 |
| ● BCBS TN Dental Blue | 0.2% | 965 | 0.2% | 2,725 |
| ● DentaQuest - Medicare | 0.1% | 375 | 0.2% | 3,760 |
| ● BCBS Arizona HealthChoice AZ Dental | 0.1% | 583 | 0.1% | 1,584 |
| ● DentaQuest TN TennCare Children | 0.2% | 811 | 0.1% | 901 |
| ● BCBS AR Dental Blue Traditional | 0.1% | 541 | 0.1% | 1,605 |
| ● BCBS AR Select PPO Plus | 0.1% | 542 | 0.1% | 1,607 |
| ● DentaQuest TN CoverKids | 0.1% | 747 | 0.0% | 712 |
| ● Beam Dental PPO | 0.1% | 292 | 0.1% | 1,877 |
| ● BCBS AR Select PPO | 0.1% | 331 | 0.1% | 939 |



| | | | | |
|--|------|-----|------|-------|
| ● Regence BlueShield of Idaho Dental Network | 0.1% | 268 | 0.1% | 1,316 |
| ● MCNA Medicaid Idaho | 0.1% | 292 | 0.1% | 804 |
| ● DentaQuest TennCare Adults Medicaid | 0.1% | 265 | 0.1% | 809 |
| ● HealthPartners Distinctions Tier 1 | 0.1% | 413 | 0.0% | 296 |
| ● DentaQuest TN Employment and Community First (ECF) Choices | 0.0% | 95 | 0.0% | 197 |

